

**WOODLAND PARK SCHOOL
DISTRICT NUMBER RE-2**

FINANCIAL STATEMENTS
With Independent Auditors' Report

Year Ended June 30, 2023

**WOODLAND PARK SCHOOL DISTRICT NUMBER RE-2
TABLE OF CONTENTS
JUNE 30, 2023**

	PAGE
INDEPENDENT AUDITORS’ REPORT	<i>iii</i>
MANAGEMENT’S DISCUSSION AND ANALYSIS	<i>vi</i>
BASIC FINANCIAL STATEMENTS	
Government-wide Financial Statements	
Statement of Net Position	1
Statement of Activities	2
Fund Financial Statements	
Balance Sheet—Governmental Funds	3
Reconciliation of the Governmental Funds Balance Sheet to the Statement of Net Position	4
Statement of Revenues, Expenditures and Changes in Fund Balances—Governmental Funds	5
Reconciliation of the Statement of Revenues, Expenditures, and Changes in Fund Balances of Governmental Funds to the Statement of Activities	6
Notes to the Financial Statements	7
REQUIRED SUPPLEMENTARY INFORMATION	
Schedule of the Employer’s Proportionate Share of the Net Pension Liability	41
Schedule of the Employer’s Payroll Contributions - Pension	42
Schedule of the Employer’s Proportionate Share of the Net OPEB Liability	43
Schedule of the Employer’s Payroll Contributions – OPEB	44
Budgetary Comparison Schedule—General Fund	45
Budgetary Comparison Schedule –Governmental Designated-Purpose Grants Fund	46
COMBINING AND INDIVIDUAL FUND STATEMENTS AND SCHEDULES	
<i>Non-major Governmental Funds:</i>	
Combining Balance Sheet	47
Combining Statement of Revenues, Expenditures and Changes in Fund Balances	48
Schedule of Revenues, Expenditures and Changes in Fund Balance—Budget and Actual:	
Food Service Fund	49
Pupil Activity Fund	50
Transportation Fund	51
Capital Projects Fund	52

WOODLAND PARK SCHOOL DISTRICT NUMBER RE-2
TABLE OF CONTENTS
JUNE 30, 2023

	PAGE
EXPENDITURES OF FEDERAL AWARDS	
Schedule of Expenditures of Federal Awards	53
Notes to the Schedule of Expenditures of Federal Awards	54
Report on Internal Control over Financial Reporting and on Compliance and Other Matters Based on an Audit of Financial Statements Performed in Accordance with <i>Government Auditing Standards</i>	55
Report on Compliance For Each Major Program and on Internal Control over Compliance Required by the Uniform Guidance	57
Schedule of Findings and Questioned Costs	60
Summary Schedule of Prior Audit Findings	62
COLORADO SCHOOL DISTRICT/BOCES AUDITORS’ DATA INTEGRITY REPORTS	
Independent Auditors’ Report on Colorado School District/BOCES Auditors’ Integrity Report	63
Colorado School District/BOCES Auditors’ Integrity Report	64



INDEPENDENT AUDITORS' REPORT

To the Board of Education
Woodland Park School District Number RE-2

Report on the Audit of the Financial Statements

Opinions

We have audited the accompanying financial statements of the governmental activities, the discretely presented component unit, each major fund, and the aggregate remaining fund information of the Woodland Park School District Number RE-2, as of and for the year ended June 30, 2023 and the related notes to the financial statements, which collectively comprise the Woodland Park School District Number RE-2's basic financial statements as listed in the table of contents.

In our opinion, the financial statements referred to above present fairly, in all material respects, the respective financial position of the governmental activities, the discretely presented component unit, each major fund, and the aggregate remaining fund information of the Woodland Park School District Number RE-2, as of June 30, 2023 and the respective changes in financial position for the year then ended in accordance with accounting principles generally accepted in the United States of America.

Basis for Opinions

We conducted our audit in accordance with auditing standards generally accepted in the United States of America and the standards applicable to financial audits contained in *Government Auditing Standards*, issued by the Comptroller General of the United States. Our responsibilities under those standards are further described in the Auditor's Responsibilities for the Audit of the Financial Statements section of our report. We are required to be independent of the Woodland Park School District Number RE-2 and to meet our other ethical responsibilities, in accordance with the relevant ethical requirements relating to our audit. We believe that the audit evidence we have obtained is sufficient and appropriate to provide a basis for our audit opinions.

Responsibilities of Management for the Financial Statements

Management is responsible for the preparation and fair presentation of the financial statements in accordance with accounting principles generally accepted in the United States of America, and for the design, implementation, and maintenance of internal control relevant to the preparation and fair presentation of financial statements that are free from material misstatement, whether due to fraud or error.

In preparing the financial statements, management is required to evaluate whether there are conditions or events, considered in the aggregate, that raise substantial doubt about the Woodland Park School District Number RE-2's ability to continue as a going concern for twelve months beyond the financial statement date, including any currently known information that may raise substantial doubt shortly thereafter.

Auditor's Responsibilities for the Audit of the Financial Statements

Our objectives are to obtain reasonable assurance about whether the financial statements as a whole are free from material misstatement, whether due to fraud or error, and to issue an auditor's report that includes our opinions. Reasonable assurance is a high level of assurance but is not absolute assurance and therefore is not a guarantee that an audit conducted in accordance with generally accepted auditing standards and *Government Auditing Standards* will always detect a material misstatement when it exists. The risk of not detecting a material misstatement resulting from fraud is higher than for one resulting from error, as fraud may involve collusion, forgery, intentional omissions, misrepresentations, or the override of internal control. Misstatements are considered material if there is a substantial likelihood that, individually or in the aggregate, they would influence the judgment made by a reasonable user based on the financial statements.

In performing an audit in accordance with generally accepted auditing standards and *Government Auditing Standards*, we:

- Exercise professional judgment and maintain professional skepticism throughout the audit.
- Identify and assess the risks of material misstatement of the financial statements, whether due to fraud or error, and design and perform audit procedures responsive to those risks. Such procedures include examining, on a test basis, evidence regarding the amounts and disclosures in the financial statements.
- Obtain an understanding of internal control relevant to the audit in order to design audit procedures that are appropriate in the circumstances, but not for the purpose of expressing an opinion on the effectiveness of the Woodland Park School District Number RE-2's internal control. Accordingly, no such opinion is expressed.
- Evaluate the appropriateness of accounting policies used and the reasonableness of significant accounting estimates made by management, as well as evaluate the overall presentation of the financial statements.
- Conclude whether, in our judgment, there are conditions or events, considered in the aggregate, that raise substantial doubt about the Woodland Park School District Number RE-2's ability to continue as a going concern for a reasonable period of time.

We are required to communicate with those charged with governance regarding, among other matters, the planned scope and timing of the audit, significant audit findings, and certain internal control-related matters that we identified during the audit.

Required Supplementary Information

Accounting principles generally accepted in the United States of America require that the management's discussion and analysis and required supplementary information as listed in the table of contents be presented to supplement the basic financial statements. Such information is the responsibility of management and, although not a part of the basic financial statements, is required by the Governmental Accounting Standards Board who considers it to be an essential part of financial reporting for placing the basic financial statements in an appropriate operational, economic, or historical context. We have applied certain limited procedures to the required supplementary information in accordance with auditing standards generally accepted in the United States of America, which consisted of inquiries of management about the methods of preparing the information and comparing the information for consistency with management's responses to our inquiries, the basic financial statements, and other knowledge we obtained during our audit of the basic financial statements. We do not express an opinion or provide any assurance on the information because the limited procedures do not provide us with sufficient evidence to express an opinion or provide any assurance.

Supplementary Information

Our audit was conducted for the purpose of forming opinions on the financial statements that collectively comprise the Woodland Park School District Number RE-2's basic financial statements. The accompanying combining and individual nonmajor fund financial statements and schedules and the schedule of expenditures of federal awards, as required by Title 2 U.S. *Code of Federal Regulations* Part 200, *Uniform Administrative Requirements, Cost Principles, and Audit Requirements for Federal Awards*, are presented for purposes of additional analysis and are not a required part of the basic financial statements. Such information is the responsibility of management and was derived from and relates directly to the underlying accounting and other records used to prepare the basic financial statements. The information has been subjected to the auditing procedures applied in the audit of the basic financial statements and certain additional procedures, including comparing and reconciling such information directly to the underlying accounting and other records used to prepare the basic financial statements or to the basic financial statements themselves, and other additional procedures in accordance with auditing standards generally accepted in the United States of America. In our opinion, the combining and individual nonmajor fund financial statements and schedules and the schedule of expenditures of federal awards are fairly stated, in all material respects, in relation to the basic financial statements as a whole.

Other Reporting Required by *Government Auditing Standards*

In accordance with *Government Auditing Standards*, we have also issued our report dated November 30, 2023 on our consideration of the Woodland Park School District Number RE-2's internal control over financial reporting and on our tests of its compliance with certain provisions of laws, regulations, contracts, and grant agreements and other matters. The purpose of that report is solely to describe the scope of our testing of internal control over financial reporting and compliance and the results of that testing, and not to provide an opinion on the effectiveness of the Woodland Park School District Number RE-2's internal control over financial reporting or on compliance. That report is an integral part of an audit performed in accordance with *Government Auditing Standards* in considering Woodland Park School District Number RE-2's internal control over financial reporting and compliance.

Hoelting & Company, Inc.

Colorado Springs, Colorado
November 30, 2023

MANAGEMENT’S DISCUSSION AND ANALYSIS (MD&A)
Required Supplementary Information (RSI)
June 30, 2023

The discussion and analysis of Woodland Park School District Re-2 financial performance provides an overall review of the District’s financial activities for the fiscal year ended June 30, 2023. The intent of this discussion and analysis is to look at the District’s financial performance as a whole. Readers should also review the notes to the financial statements and financial statements to broaden their understanding of the District’s financial performance.

The Management Discussion and Analysis (MD&A) is an element of the reporting model adopted by the Governmental Accounting Standards Board (GASB) in their Statement No. 34, Basic Financial Statements and Management’s Discussion and Analysis for State and Local Governments, issued June 1999. Certain comparative information between the current year and the prior year is required to be presented in the MD&A.

Financial Highlights

The fund balance for the General Fund decreased by \$(3,402,979). This was mainly due to the \$2 million transfer of funds to the Capital Project Fund. Overall the General Fund revenues were under budget expectations and expenditures came in under-budget in most major categories. Also, the District budgets sufficient contingencies to cover any unanticipated operational needs. Food Service operations in the district exhibited a decrease in fund balance of \$(148,264). Food service revenue decreased year-over-year as a result of the shift back to the National School Lunch Program from the Summer Food Service Program and Seamless Summer Option Program. As a result, students were charged for meals in FY23. The \$(22,096) decrease in the Transportation Fund was due to actual expenditures coming in under budget. The Capital Project Fund ending balance was \$769,515 since only \$1,230,485 of the \$2 million budget was spent in FY23.

Using the Basic Financial Statements

The Basic Financial Statements consist of Government-wide Financial Statements, Fund Financial Statements, and Notes to Financial Statements. This report also contains other supplementary information and compliance information in addition to the basic financial statements themselves.

The first two statements are government-wide financial statements - the Statement of Net Position and the Statement of Activities. Both provide long and short-term information about the District’s overall financial status.

The remaining statements are fund financial statements that focus on individual parts of the District’s operations in more detail. The governmental fund statements tell how general District services were financed in the short term as well as what remains for future spending. The financial statements also include notes that explain some of the information in the financial statements and provide more detailed data.

Financial Analysis of the District as a Whole

The District's total net position was \$(13,923,654) as of June 30, 2023. Fiscal Year 2022-2023 was the eighth year the District's Governmental net position reflected the implemented GASB Statement No. 68, Accounting and Financial Reporting for Pensions and the third year GASB Statement No. 75, Accounting and Financial Reporting for Postemployment Benefits Other Than Pensions was implemented. This figure fluctuates annually based on the District's proportion of the net pension liability.

Government-Wide Financial Statements

The government-wide statements report information about the District as a whole using accounting methods similar to those used by private businesses. The statements of net position include all of the government's assets and liabilities. All of the current year's revenues and expenses are accounted for in the statement of activities regardless of when cash is received or paid.

The two government-wide statements report the District's net position and how it has changed. The change in net position is important because it tells the reader that for the School District as a whole, the financial position of the School District has improved or diminished. The causes of this change may be the result of various factors, some financial, some not. Non-financial factors include facility conditions and required educational programs.

In the Statement of Net Position and the Statement of Activities, the School District has one type of activity.

Governmental Activities – The School District's programs and services are reported here including instruction, support services, operations and maintenance of plant, pupil transportation, extracurricular activities, and food service.

An allocation of the District's Net Position is as follows:

TABLE 2 - CONDENSED STATEMENT OF ACTIVITES

	<u>2023</u>	<u>2022</u>
	Governmental Activities	Governmental Activities
Program Revenues:		
Charges for Services	\$ 1,999,622	\$ 989,012
Operating Grants	5,467,252	5,995,523
Total Program Revenues	<u>7,466,874</u>	<u>6,984,535</u>
General Revenues:		
Taxes	12,401,982	12,688,489
State Equalization	9,171,739	9,600,022
Grants/Conr. not restricted to specific programs	18,608	-
Investment Income	224,242	39,402
Miscellaneous	58,738	289,712
Total General Revenues	<u>21,875,309</u>	<u>22,617,625</u>
Total Revenues	<u>29,342,183</u>	<u>29,602,160</u>
Expenses		
Instruction	14,932,537	6,979,347
Supporting Services	12,383,441	7,099,875
Community Services	64,247	27,939
Facilities acquisition	507,758	397,482
Food Service	937,662	1,075,569
Interest on long-term debt	485,577	500,224
Other Debt Service	2,715	3,478
Unallocated Depreciation	1,079,004	1,064,939
Total Expenses	<u>30,392,941</u>	<u>17,148,853</u>
Change in Net Position	<u>(1,050,758)</u>	<u>12,453,307</u>
Net Position - Beginning	(12,872,896)	(26,648,718)
Prior period adjustment	-	1,322,515
Net Position - Beginning, As Restated	<u>(12,872,896)</u>	<u>(25,326,203)</u>
Net Position - Ending	<u>\$ (13,923,654)</u>	<u>\$ (12,872,896)</u>

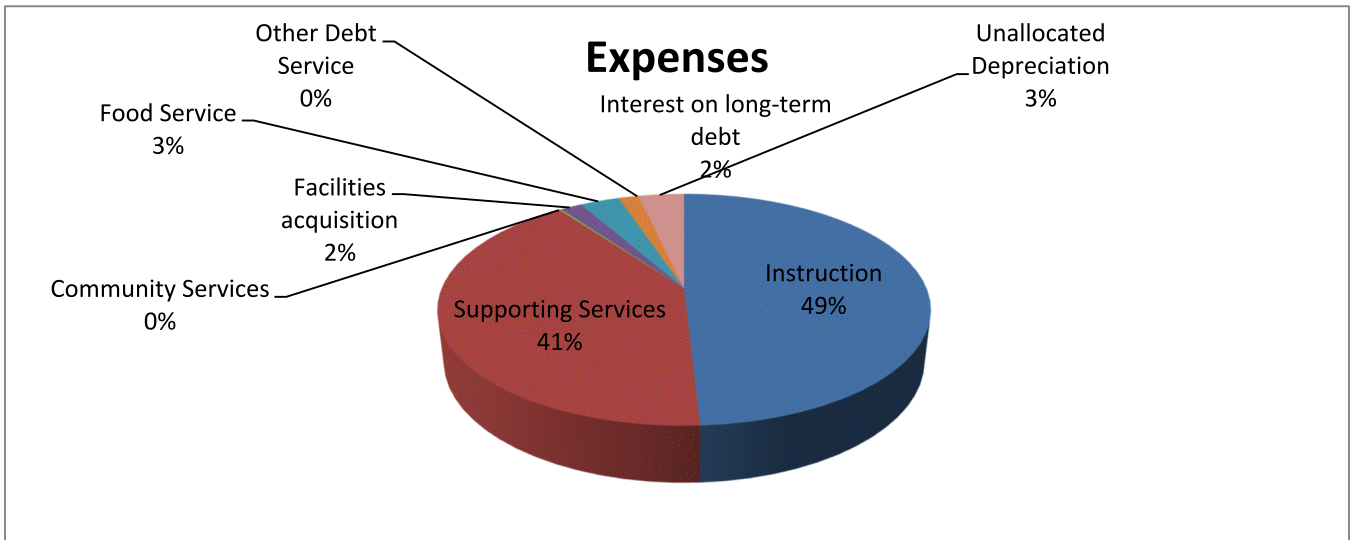
A portion of the District's net position is invested in capital assets (buildings, land, and equipment). The remaining net position is a combination of restricted and unrestricted amounts. The restricted net position is an amount set aside by management to finance future purchases or capital projects as planned by the District, to repay general obligation debt and to satisfy the Colorado constitutional requirement of an emergency reserve.

A summary of the District's activities is as follows:

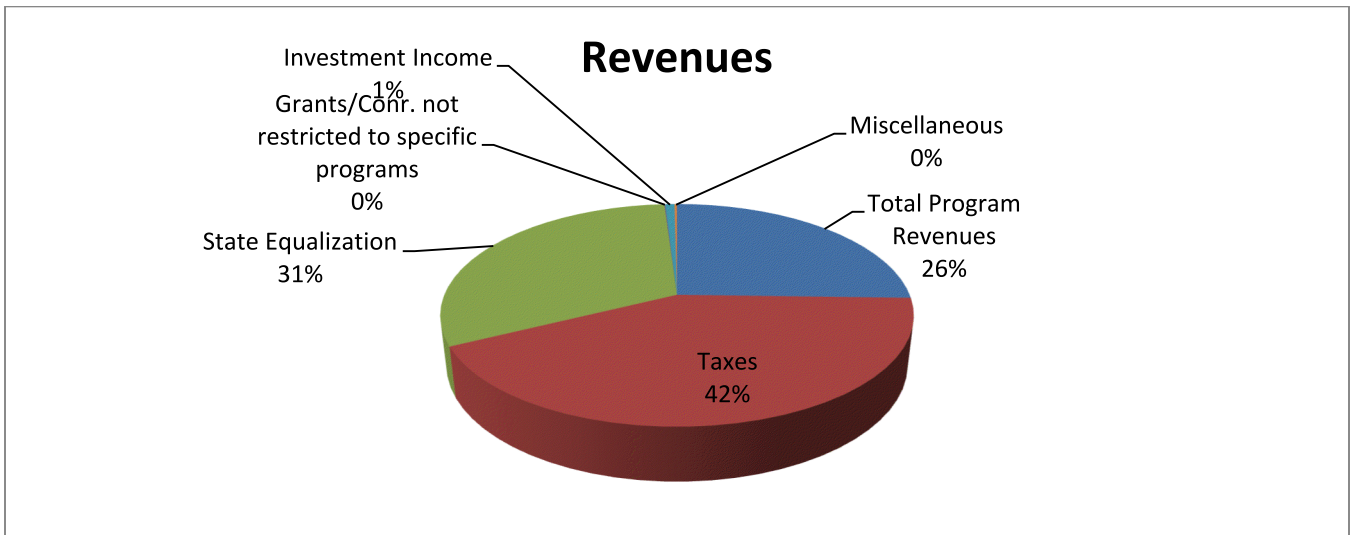
TABLE 2 - CONDENSED STATEMENT OF ACTIVITES

	<u>2023</u>	<u>2022</u>
	<u>Governmental Activities</u>	<u>Governmental Activities</u>
Program Revenues:		
Charges for Services	\$ 1,999,622	\$ 989,012
Operating Grants	5,467,252	5,995,523
Total Program Revenues	<u>7,466,874</u>	<u>6,984,535</u>
General Revenues:		
Taxes	12,401,982	12,688,489
State Equalization	9,171,739	9,600,022
Grants/Conr. not restricted to specific programs	18,608	-
Investment Income	224,242	39,402
Miscellaneous	58,738	289,712
Total General Revenues	<u>21,875,309</u>	<u>22,617,625</u>
Total Revenues	<u>29,342,183</u>	<u>29,602,160</u>
Expenses		
Instruction	14,932,537	6,979,347
Supporting Services	12,383,441	7,099,875
Community Services	64,247	27,939
Facilities acquisition	507,758	397,482
Food Service	937,662	1,075,569
Interest on long-term debt	485,577	500,224
Other Debt Service	2,715	3,478
Unallocated Depreciation	1,079,004	1,064,939
Total Expenses	<u>30,392,941</u>	<u>17,148,853</u>
Change in Net Position	<u>(1,050,758)</u>	<u>12,453,307</u>
Net Position - Beginning	(12,872,896)	(26,648,718)
Prior period adjustment	-	1,322,515
Net Position - Beginning, As Restated	<u>(12,872,896)</u>	<u>(25,326,203)</u>
Net Position - Ending	<u>\$ (13,923,654)</u>	<u>\$ (12,872,896)</u>

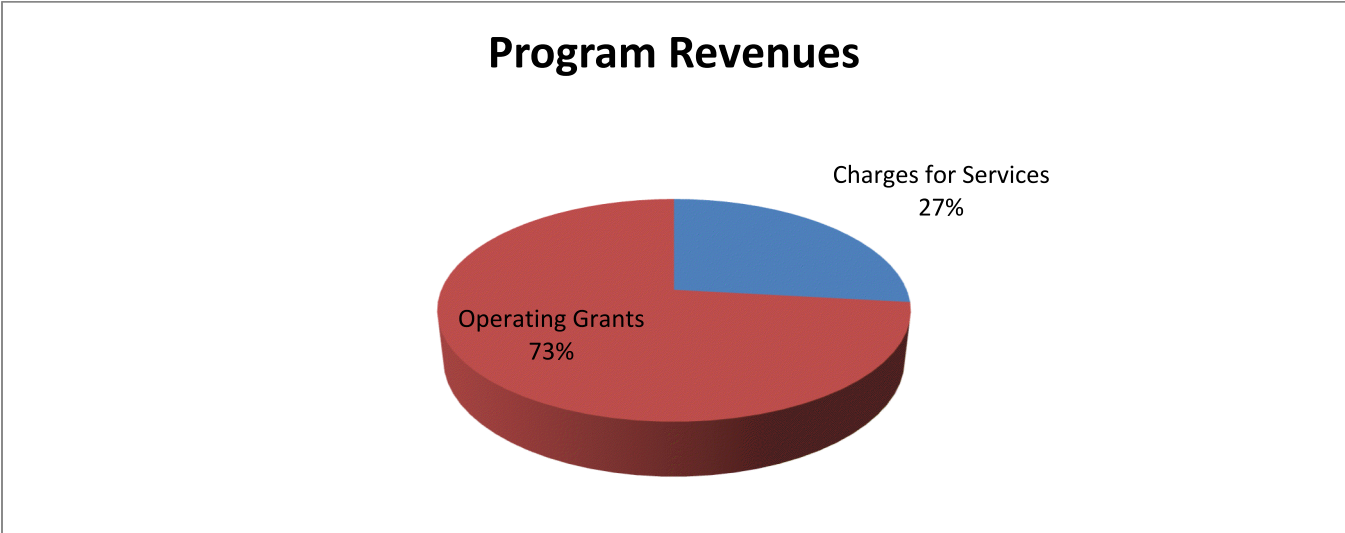
The District's largest activity is the instruction of students. The District also provides related services that support the educational activity. The distribution of the District's cost to provide these activities is as follows:



The District funds these costs through a combination of program specific and general revenues. An allocation of these sources is as follows:



Program revenues consist of charges for services, operating grants and contributions and capital grants and contributions. Charges for services, operating grants, and capital grants are shown below:



Reporting the District’s Most Significant Funds

The analysis of the District’s major funds begins on page 3. Fund financial reports provide detailed information about the District’s major funds. The District has two major funds: General Fund and Designated Purpose Grants Fund.

Governmental Funds

Most of District’s activities are reported in the governmental funds, which focus on how money flows into and out of those funds and the balances left at year-end available for spending in future periods. These funds are reported using an accounting method called modified accrual accounting, which measures cash and all other financial assets that can readily be converted to cash. The governmental fund statements provide a detailed short-term view of the district’s general government operations and the basic services it provides. Governmental fund information helps you determine whether there are more or fewer financial resources that can be spent in the near future to finance educational programs. The relationship between governmental activities (reported in the Statement of Net Position and the Statement of Activities) and governmental funds is reconciled in the financial statements of the Governmental Funds.

Fund Financial Statements

As of June 30, 2023, the District's governmental funds reported a combined fund balance of \$10,068,059, which is a decrease of \$(2,818,797) from the June 30, 2022 balance. The following is additional information by fund, which contributed to the change.

General Fund revenues remained relatively flat with only a slight decrease of \$(22,718) from FY 22 to FY 23. General Fund Expenditures increased \$3,090,149 from FY 22 to FY 23 mainly due to \$2M allocated to Capital Projects and an 8% salary increase and \$1,200 per employee retention bonus.

Revenue and expenditures in the Designated Purpose Grants increased by \$184,923 from the prior year. The District continues to pursue grants as opportunities arise that meet the needs of students and staff. Additionally, the District benefited from significant ESSER stimulus funds in FY 23.

The District contracts with Durham School Services to transport pupils. The purpose of the Transportation Fund is to document student transportation fees and the state transportation reimbursement. These revenues pay a portion of the District's overall transportation costs, the balance of which is absorbed by the General Fund. On June 30, 2023, The District's Transportation Fund showed an Ending Fund Balance of \$82,662.

The District contracts with Chartwells Dining Services to run the District's food service program. The District's Food Service Fund experienced a decrease in revenue of \$(421,231) compared to FY 22. Expenditures in the Food Service Fund decreased by \$(106,573) from FY 22 to FY 23.

Capital Assets

As of June 30, 2023, the District had \$18,806,799 invested in a broad range of capital assets, including land, buildings, and furniture and equipment. This amount represents a net decrease (including additions, deletions, and depreciation) of \$(244,320).

Please see Note 5 on page 20 of the financial statements for additional information related to the District's capital assets.

Debt Administration

As of June 30, 2023, the outstanding balance of the COP's at year-end is \$7,620,000. The District also has additional long-term liabilities in the amount of \$433,443 for Accrued Compensated Absences and \$1,122,488 for leases.

Please see Note 7 starting on page 21 of the financial statements for additional information related to the District's long-term liabilities.

General Fund Budget

The Board of Education adopts the District's budget in June of each year. Changes are then made mid-year after student enrollment is finalized. The adoption of supplemental budgets is allowed throughout the year when unanticipated additional revenues are received. The majority of changes to the General Fund budget are in the area of salary and benefits due to staff changes. The Designated Purpose Grants budget is revised, as final allocations become known. Revenues generated from the District's Program Funding (Colorado School Finance Act) change throughout the year. Program funding is based upon student enrollment on October 1st of each year. This per pupil funding is based on a combination of Property Tax, State Equalization, and Specific Ownership Tax. Because these factors are not known in June when the budget is adopted, the portion of revenue from each source is an estimate. The general fund came in \$(120,301) under budget for revenues when compared to the final budget and \$(8,415,819) under budget for expenditures when compared to the final budget.

Requests for Information

This financial report is designed to provide a general overview of the Woodland Park School District Number RE-2's finances for all those with an interest in the government's finances. Questions concerning any of the information provided in this report or requests for additional financial information should be addressed to the Director of Business Services, P.O. Box 99, Woodland Park, Colorado 80866.

BASIC FINANCIAL STATEMENTS

WOODLAND PARK SCHOOL DISTRICT NUMBER RE-2
STATEMENT OF NET POSITION
JUNE 30, 2023

	Primary Government	Component Unit
	Governmental Activities	Charter School
ASSETS		
Cash and investments	\$ 10,590,820	\$ 516,059
Cash with County Treasurer	138,868	-
Taxes receivable	894,813	-
Intergovernmental receivables	1,275,718	313,979
Other receivables	211,006	457
Inventories and prepaid expenses	28,987	19,080
Deposits	-	11,458
Capital assets, net of accumulated depreciation/amortization	18,806,799	-
Total assets	<u>31,947,011</u>	<u>861,033</u>
DEFERRED OUTFLOWS OF RESOURCES		
Deferred charge on refunding	78,971	-
Deferred pension outflows	8,003,242	3,276,616
Deferred OPEB outflows	177,982	188,814
Total deferred outflows of resources	<u>8,260,195</u>	<u>3,465,430</u>
LIABILITIES		
Accounts payable and other current liabilities	471,320	60,239
Accrued salaries and benefits	2,023,918	372,560
Unearned revenue	383,976	-
Accrued interest	34,280	-
Long-term liabilities		
Due within one year	598,245	474,521
Due in more than one year	8,551,695	77,000
Net pension liability	33,928,011	4,393,394
Net OPEB liability	1,155,748	147,908
Total liabilities	<u>47,147,193</u>	<u>5,525,622</u>
DEFERRED INFLOWS OF RESOURCES		
Deferred pension inflows	6,475,243	-
Deferred OPEB inflows	508,424	52,093
Total deferred inflows of resources	<u>6,983,667</u>	<u>52,093</u>
NET POSITION		
Net investment in capital assets	10,169,273	-
Restricted for:		
Emergency reserve (TABOR)	790,000	110,000
Unrestricted	(24,882,927)	(1,361,252)
Total net position	<u>\$ (13,923,654)</u>	<u>\$ (1,251,252)</u>

The accompanying notes are an integral part of these financial statements.

**WOODLAND PARK SCHOOL DISTRICT NUMBER RE-2
STATEMENT OF ACTIVITIES
FOR THE YEAR ENDED JUNE 30, 2023**

<u>Functions/Programs</u>	<u>Expenses</u>	<u>Program Revenue</u>		<u>Net (Expense) Revenue and Changes in Net Position</u>		
		<u>Charges for Services</u>	<u>Operating Grants and Contributions</u>	<u>Capital Grants and Contributions</u>	<u>Governmental Activities</u>	<u>Component Unit</u>
Primary government						
Governmental activities:						
Instruction	\$ 14,932,537	\$ 1,217,842	\$ 4,680,878	\$ -	\$ (9,033,817)	\$ -
Supporting services	12,383,441	399,327	356,766	-	(11,627,348)	-
Food service operations	937,662	382,453	429,608	-	(125,601)	-
Community services	64,247	-	-	-	(64,247)	-
Facilities acquisition	507,758	-	-	-	(507,758)	-
Interest on long-term debt	485,577	-	-	-	(485,577)	-
Other debt service	2,715	-	-	-	(2,715)	-
Depreciation - unallocated	1,079,004	-	-	-	(1,079,004)	-
Total primary government	<u>\$ 30,392,941</u>	<u>\$ 1,999,622</u>	<u>\$ 5,467,252</u>	<u>\$ -</u>	<u>(22,926,067)</u>	
Component unit						
Charter school	<u>\$ 5,782,676</u>	<u>\$ 162,212</u>	<u>\$ 517,225</u>	<u>\$ 59,355</u>		<u>(5,043,884)</u>
General revenues:						
Property and sales taxes					11,408,843	549,813
Specific ownership taxes					993,139	-
State equalization					9,171,739	-
Per pupil revenue					-	2,723,791
Grants and contributions not restricted to specific programs					18,608	363,388
Unrestricted investment earnings					224,242	24
Gain on sale of capital assets					-	7,500
Miscellaneous					58,738	16,928
Total general revenues					<u>21,875,309</u>	<u>3,661,444</u>
Change in net position					(1,050,758)	(1,382,440)
Net position - beginning (deficit)					(12,872,896)	131,188
Net position - ending (deficit)					<u>\$ (13,923,654)</u>	<u>\$ (1,251,252)</u>

The accompanying notes are an integral part of these financial statements.

WOODLAND PARK SCHOOL DISTRICT NUMBER RE-2
BALANCE SHEET
GOVERNMENTAL FUNDS
JUNE 30, 2023

	<u>General Fund</u>	<u>Governmental Designated- Purpose Grants Fund</u>	<u>Total Nonmajor Funds</u>	<u>Total Governmental Funds</u>
ASSETS				
Cash and investments	\$ 9,493,634	\$ -	\$ 1,097,186	\$ 10,590,820
Cash with County Treasurer	138,868	-	-	138,868
Taxes receivable	894,813	-	-	894,813
Intergovernmental receivables	345,962	886,298	43,458	1,275,718
Other receivables	180,898	-	30,108	211,006
Due from other funds	1,315,597	-	772,144	2,087,741
Inventories and prepaids	-	-	28,987	28,987
	<u>\$ 12,369,772</u>	<u>\$ 886,298</u>	<u>\$ 1,971,883</u>	<u>\$ 15,227,953</u>
LIABILITIES				
Accounts payable and other current liabilities	\$ 127,312	\$ 332,057	\$ 11,951	\$ 471,320
Accrued salaries and benefits	1,705,311	318,607	-	2,023,918
Due to other funds	1,844,770	74,204	168,767	2,087,741
Unearned revenue	203,922	161,430	18,624	383,976
	<u>3,881,315</u>	<u>886,298</u>	<u>199,342</u>	<u>4,966,955</u>
DEFERRED INFLOWS OF RESOURCES				
Unavailable revenue-property taxes	192,939	-	-	192,939
	<u>192,939</u>	<u>-</u>	<u>-</u>	<u>192,939</u>
FUND BALANCES				
Nonspendable for:				
Inventories and prepaid expenses	-	-	28,987	28,987
Restricted for:				
Emergency reserve (TABOR)	790,000	-	-	790,000
Committed for:				
Food service operations	-	-	281,863	281,863
Transportation	-	-	82,662	82,662
Pupil Activities	-	-	609,514	609,514
Assigned for:				
Risk management	13,911	-	-	13,911
Capital projects	-	-	769,515	769,515
Unassigned	7,491,607	-	-	7,491,607
	<u>8,295,518</u>	<u>-</u>	<u>1,772,541</u>	<u>10,068,059</u>
Total liabilities, deferred inflows of resources, and fund balances	<u>\$ 12,369,772</u>	<u>\$ 886,298</u>	<u>\$ 1,971,883</u>	<u>\$ 15,227,953</u>

The accompanying notes are an integral part of these financial statements.

WOODLAND PARK SCHOOL DISTRICT NUMBER RE-2
RECONCILIATION OF THE GOVERNMENTAL FUNDS BALANCE SHEET TO THE
STATEMENT OF NET POSITION
JUNE 30, 2023

Amounts reported for governmental activities in the statement of net position are different because:

Total fund balance - governmental funds	\$	10,068,059
Capital assets used in governmental activities are not financial resources and, therefore, are not reported in the funds.		
Capital assets, net of accumulated depreciation/amortization		18,806,799
Property tax receivable is not available to pay current period expenditures and, therefore, is not reported in the funds.		
		192,939
Long-term liabilities and related items are not due and payable in the current year and, therefore, are not reported in government funds:		
Deferred charges on refunding	\$	78,971
Net pension liabilities		(33,928,011)
Pension outflows		8,003,242
Pension inflows		(6,475,243)
Net OPEB liabilities		(1,155,748)
OPEB outflows		177,982
OPEB inflows		(508,424)
Accrued interest		(34,280)
Compensated absences		(433,443)
Leases		(1,122,488)
Certificates of participation		(7,620,000)
Unamortized discount		25,991
		(42,991,451)
Net position of governmental activities in the statement of net position	\$	(13,923,654)

The accompanying notes are an integral part of these financial statements.

WOODLAND PARK SCHOOL DISTRICT NUMBER RE-2
STATEMENT OF REVENUES, EXPENDITURES, AND CHANGES IN FUND BALANCES
GOVERNMENTAL FUNDS
FOR THE YEAR ENDED JUNE 30, 2023

	<u>General Fund</u>	<u>Governmental Designated- Purpose Grants Fund</u>	<u>Total Nonmajor Funds</u>	<u>Total Governmental Funds</u>
REVENUES				
Local sources	\$ 13,492,598	\$ 130,574	\$ 1,213,093	\$ 14,836,265
State sources	10,725,443	1,538,570	252,838	12,516,851
Federal sources	619,079	1,719,928	417,935	2,756,942
	<u>24,837,120</u>	<u>3,389,072</u>	<u>1,883,866</u>	<u>30,110,058</u>
EXPENDITURES				
Instruction	14,168,161	1,461,063	829,750	16,458,974
Supporting services	11,134,234	1,870,663	276,295	13,281,192
Food service operations	-	-	963,154	963,154
Community services	12,550	57,346	-	69,896
Facilities acquisition and construction	54,359	-	1,230,485	1,284,844
Debt service	870,795	-	-	870,795
	<u>26,240,099</u>	<u>3,389,072</u>	<u>3,299,684</u>	<u>32,928,855</u>
Excess (deficiency) of revenues over expenditures	<u>(1,402,979)</u>	<u>-</u>	<u>(1,415,818)</u>	<u>(2,818,797)</u>
OTHER FINANCING SOURCES (USES)				
Transfers in	-	-	2,000,000	2,000,000
Transfers out	<u>(2,000,000)</u>	<u>-</u>	<u>-</u>	<u>(2,000,000)</u>
Total other financing sources (uses)	<u>(2,000,000)</u>	<u>-</u>	<u>2,000,000</u>	<u>-</u>
Net change in fund balances	(3,402,979)	-	584,182	(2,818,797)
Fund balances - beginning	<u>11,698,497</u>	<u>-</u>	<u>1,188,359</u>	<u>12,886,856</u>
Fund balances - ending	<u>\$ 8,295,518</u>	<u>\$ -</u>	<u>\$ 1,772,541</u>	<u>\$ 10,068,059</u>

The accompanying notes are an integral part of these financial statements.

**WOODLAND PARK SCHOOL DISTRICT NUMBER RE-2
RECONCILIATION OF THE STATEMENT OF REVENUES, EXPENDITURES, AND CHANGES
IN FUND BALANCES OF GOVERNMENTAL FUNDS TO THE STATEMENT OF ACTIVITIES
FOR THE YEAR ENDED JUNE 30, 2023**

Amounts reported for governmental activities in the statement of activities are different because:

Net change in fund balances - total governmental funds:		\$ (2,818,797)
---	--	----------------

Governmental funds report capital outlays as expenditures. However, in the statement of activities, the cost of those assets is allocated over their estimated useful lives and reported as depreciation expense.

Capital outlays	\$ 834,684	
Depreciation/amortization	<u>(1,079,004)</u>	(244,320)

Governmental funds do not present property tax revenues that are not available to pay current obligations. In contrast, such revenues are reported in the statement of activities when earned.	75,229
--	--------

Bond and other debt proceeds provide current financial resources to governmental funds, but issuing debt increases long-term liabilities in the Statement of Net Position. Repayment of bond and other debt principal is an expenditure in the governmental funds, but repayment reduces long-term liabilities in the Statement of Net Position. Also, governmental funds report the effect of premiums, discounts, and similar items when debt is first issued, whereas these amounts are deferred and amortized in the statement of activities.

Repayment of principal	569,397
------------------------	---------

Some expenses reported in the statement of activities do not require the use of current financial resources and, therefore, are not reported as expenditures in the governmental funds.

Accrued interest on long-term debt	\$ 1,441	
Amortization of premiums and discounts and deferred on refunding	(168,202)	
Compensated absences	62,875	
Changes in pension related items	1,299,157	
Changes in OPEB related items	<u>172,462</u>	<u>1,367,733</u>

Change in net position of governmental activities	<u>\$ (1,050,758)</u>
---	-----------------------

The accompanying notes are an integral part of these financial statements.

NOTES TO FINANCIAL STATEMENTS

WOODLAND PARK SCHOOL DISTRICT NUMBER RE-2
NOTES TO FINANCIAL STATEMENTS
JUNE 30, 2023

NOTE 1 - SUMMARY OF SIGNIFICANT ACCOUNTING POLICIES

The financial statements of Woodland Park School District Number RE-2 (the District) have been prepared in accordance with generally accepted accounting principles (GAAP). The Governmental Accounting Standards Board (GASB) is responsible for establishing GAAP for state and local governments through its pronouncements (Statements and Interpretations). The more significant accounting policies established in GAAP and used by the District are discussed below.

A. REPORTING ENTITY

Woodland Park School District Number RE-2 encompasses the northern half of Teller County. The District is home to three PK-5 elementary schools; one 6-8 middle school; one 9-12 high school; and one charter school.

The accompanying financial statements present the government and its component units, entities for which the government is considered to be financially accountable. Blended component units are, in substance, part of the primary government's operations, even though they are legally separate entities. Thus, blended component units are appropriately presented as funds of the primary government. Each discretely presented component unit is reported in a separate column in the government-wide financial statements to emphasize that it is both legally and substantively separate from the government.

Discretely Presented Component Unit. The District's Board of Education has authorized one charter school for operation, Merit Academy (Merit). The charter school is fiscally dependent on the District since the District provides the majority of support to the school in the form of per pupil revenue. Also, the potential exists that their exclusion from the District's reporting entity would cause the District's statements to be misleading or incomplete.

Separately issued financial statements for the charter school may be obtained by writing to the following:

Merit Academy
500 E. Kelley's Road
Woodland Park, Colorado 80863

B. GOVERNMENT-WIDE AND FUND FINANCIAL STATEMENT PRESENTATION

The government-wide financial statements (i.e., the statement of net position and the statement of activities) report information on all of the non-fiduciary activities of the primary government and its component units. Any fiduciary activities are reported only in the fund financial statements. *Governmental activities* are supported by taxes and intergovernmental revenues. The *primary government* is reported separately from certain legally separate *component units* for which the primary government is financially accountable.

The statement of activities demonstrates the degree to which direct expenses of given functions or segments are offset by program revenues. *Direct expenses* are those that are clearly identifiable with a specific function or segment. *Program revenues* include (1) charges to students or other service users who purchase, use, or directly benefit from goods, services, or privileges provided by a given function or segment, and (2) grants and contributions that are restricted to meeting the operational or capital requirements of a particular function or segment. All taxes, including those dedicated for specific purposes, and other internally dedicated resources are reported as *general revenues* rather than as program revenues.

WOODLAND PARK SCHOOL DISTRICT NUMBER RE-2
NOTES TO FINANCIAL STATEMENTS
JUNE 30, 2023

NOTE 1 - SUMMARY OF SIGNIFICANT ACCOUNTING POLICIES (CONTINUED)

While separate government-wide and fund financial statements are presented, they are interrelated. The governmental activities column incorporates data from governmental funds. Separate financial statements are provided for governmental funds. As a general rule, the effect of interfund activity has been eliminated from the government-wide financial statements. Exceptions to this general rule are charges for interfund services provided and used, the elimination of which would distort the direct costs and program revenues reported for the various functions.

The emphasis of fund financial statements is on major funds. Major individual funds are reported as separate columns in the fund financial statements. All remaining governmental funds are aggregated and reported as non-major funds.

The District reports the following major governmental funds:

The *General Fund* is the District's primary operating fund. It accounts for all financial resources of the general government, except those required to be accounted for in another fund.

The *Designated Purpose Grants Fund* is used to record financial transactions for grants received for designated programs funded by federal, state or local governments.

Additionally, the District reports the following fund types:

Special Revenue Funds account for revenue sources that are legally restricted to expenditure for specific purposes.

The *Food Service Fund* accounts for transactions related to food service operations. It also accounts for USDA school breakfast/lunch money.

The *Pupil Activity Fund* accounts for financial transactions related to school sponsored pupil intrascholastic and interscholastic athletic and other related activities.

The *Transportation Fund* accounts for revenues from a tax levied or fee imposed for the purpose of paying excess transportation costs pursuant to the provisions of § 22-40-102(1.7)(a), C.R.S., or § 22-32-113(5)(a), C.R.S., respectively.

Capital Project Funds account for the proceeds, construction, and acquisition of capital assets.

During the course of operations, the government has activity between funds for various purposes. Any residual balances outstanding at year end are reported as due from/to other funds and advances to/from other funds. While these balances are reported in fund financial statements, certain eliminations are made in the preparation of the government-wide financial statements. Balances between the funds included in governmental activities (i.e., the governmental and internal service funds) are eliminated so that only the net amount is included as internal balances in the governmental activities column.

WOODLAND PARK SCHOOL DISTRICT NUMBER RE-2
NOTES TO FINANCIAL STATEMENTS
JUNE 30, 2023

NOTE 1 - SUMMARY OF SIGNIFICANT ACCOUNTING POLICIES (CONTINUED)

Further, certain activity occurs during the year involving transfers of resources between funds. In fund financial statements these amounts are reported at gross amounts as transfers in/out. While reported in fund financial statements, certain eliminations are made in the preparation of the government-wide financial statements. Transfers between the funds included in governmental activities are eliminated so that only the net amount is included as transfers in the governmental activities column.

C. MEASUREMENT FOCUS AND BASIS OF ACCOUNTING

The accounting and financial reporting treatment is determined by the applicable measurement focus and basis of accounting. Measurement focus indicates the type of resources being measured such as *current financial resources* or *economic resources*. The basis of accounting indicates the timing of transactions or events for recognition in the financial statements.

The government-wide financial statements are reported using the *economic resources measurement focus* and the *accrual basis of accounting*. Revenues are recorded when earned and expenses are recorded when a liability is incurred, regardless of the timing of the related cash flows. Property taxes are recognized as revenues in the year for which they are levied. Grants and similar items are recognized as revenue as soon as all eligibility requirements imposed by the provider have been met.

The governmental fund financial statements are reported using the *current financial resources measurement focus* and the *modified accrual basis* of accounting. Revenues are recognized as soon as they are both measurable and available. Revenues are considered to be *available* when they are collectible within the period or soon enough thereafter to pay liabilities of the current fiscal period. For this purpose, the government considers revenues to be available if they are collected within 60 days of the end of the current fiscal period. Expenditures generally are recorded when a liability is incurred, as under accrual accounting. However, debt service expenditures, as well as expenditures related to compensated absences and claims and judgments, are recorded only when payment is due. General capital asset acquisitions, including entering into contracts giving the District the right to use leased assets, are reported as expenditures in governmental funds. Issuance of long-term debt and acquisitions under leases are reported as other financing sources.

Property taxes, interest, and charges for services associated with the current fiscal period are all considered to be susceptible to accrual and so have been recognized as revenues of the current fiscal period. Specific ownership taxes collected and held by the county at year-end on behalf of the District are also recognized as revenue. Expenditure-driven grants are recognized as revenue when the qualifying expenditures have been incurred and all other eligibility requirements have been met, and the amount is received during the period or within the availability period for this revenue source (within 120 days of year-end). All other revenue items are considered to be measurable and available only when cash is received by the District.

*D. ASSETS, LIABILITIES, DEFERRED OUTFLOWS/INFLOWS OF RESOURCES, AND NET POSITION/
FUND BALANCE*

Cash and cash equivalents

The District pools cash resources of its various funds in order to facilitate the management of cash. Cash applicable to a particular fund is readily identifiable. The balance in the cash account is available to meet current operating requirements. Cash and cash equivalents include cash on hand and in the bank and short-term investments with original maturities of three months or less from the date of acquisition.

WOODLAND PARK SCHOOL DISTRICT NUMBER RE-2
NOTES TO FINANCIAL STATEMENTS
JUNE 30, 2023

NOTE 1 - SUMMARY OF SIGNIFICANT ACCOUNTING POLICIES (CONTINUED)

Investments

Investments with a maturity of less than one year when purchased, non-negotiable certificates of deposit, and other nonparticipating investments are stated at cost or amortized cost. Investments with a maturity greater than one year when purchased are stated at fair value. Fair value is the price that would be received to sell an investment in an orderly transaction at year end.

Local government investment pools in Colorado must be organized under Colorado Revised Statutes, which allows certain types of governments within the state to pool their funds for investment purposes. Investments in such pools are reported at net asset value.

Receivables

All receivables are reported at their gross values and, where appropriate, are reduced by the estimated portion that is expected to be uncollectible.

Inventories and prepaid items

Inventories are recorded as expenditures/expenses when consumed rather than when purchased. General warehouse inventory is valued at cost using the first-in/first-out (FIFO) method. Food Service inventory is stated at cost using the weighted average method except for commodities. USDA donated food commodities are valued at estimated acquisition value at the date of receipt.

Certain payments to vendors reflect costs applicable to future accounting periods and are recorded as prepaid items in both the government-wide and fund financial statements. The cost of prepaid items is recorded as expenditures/expenses when consumed rather than when purchased.

Capital assets

Capital assets include tangible and intangible assets that are reported in the governmental activities column in the government-wide financial statements. Capital assets, except for lease assets, are defined by the District as assets with an initial, individual cost of more than \$5,000 and an estimated useful life in excess of two years. For lease assets, only those intangible lease assets that cost more than \$50,000 are reported as capital assets.

As the District constructs or acquires capital assets each period they are capitalized and reported at historical cost (except for intangible right-to-use lease assets, the measurement of which is discussed in Note 1 D. *Leases* below). The reported value excludes normal maintenance and repairs, which are amounts spent in relation to capital assets that do not increase the asset's capacity or efficiency or increase its estimated useful life. Donated capital assets are recorded at acquisition value at the date of donation. Acquisition value is the price that would be paid to acquire an asset with equivalent service potential on the date of the donation. Intangible assets follow the same capitalization policies as tangible capital assets and are reported with tangible assets in the appropriate capital asset class.

WOODLAND PARK SCHOOL DISTRICT NUMBER RE-2
NOTES TO FINANCIAL STATEMENTS
JUNE 30, 2023

NOTE 1 - SUMMARY OF SIGNIFICANT ACCOUNTING POLICIES (CONTINUED)

Land and construction in progress are not depreciated. The other tangible and intangible assets of the District are depreciated/amortized using the straight-line method over the following estimated useful lives:

Buildings	5-50 years
Site improvements	5-20 years
Vehicles	3-8 years
Furniture & Equipment	3-15 years

Accrued Salaries and Benefits

Salaries and benefits of teachers and other contracted personnel are paid over a twelve-month period, but are earned during a school year of approximately nine months. The salaries and benefits earned, but unpaid, are reported as a liability in the respective funds and have been fully funded as of the fiscal year end.

Unearned Revenue

Unearned revenue includes resources received by the District before the related revenue can be recognized because the earnings process is not complete.

Deferred outflows/inflows of resources

In addition to assets, the statement of financial position will sometimes report a separate section for *deferred outflows of resources*. This separate financial statement element, *deferred outflows of resources*, represents a consumption of net position that applies to a future period(s) and so will not be recognized as an outflow of resources (expense/ expenditure) until then.

In addition to liabilities, the statement of financial position will sometimes report a separate section for deferred inflows of resources. This separate financial statement element, *deferred inflows of resources*, represents an acquisition of net position that applies to a future period(s) and so will not be recognized as an inflow of resources (revenue) until that time.

Leases

Lessee: The District is a lessee for noncancellable leases. The District recognizes a lease liability and an intangible right-to-use lease assets in the government-wide financial statements. The District recognizes lease liabilities with an initial, individual value of \$50,000 or more.

At the commencement of a lease, the District initially measures the lease liability at the present value of payments expected to be made during the lease term. Subsequently, the lease liability is reduced by the principal portion of lease payments made. The lease asset is initially measured as the initial amount of the lease liability, adjusted for lease payments made at or before the lease commencement date, plus certain initial direct costs. Subsequently, the lease asset is amortized on a straight-line basis over its useful life.

WOODLAND PARK SCHOOL DISTRICT NUMBER RE-2
NOTES TO FINANCIAL STATEMENTS
JUNE 30, 2023

NOTE 1 - SUMMARY OF SIGNIFICANT ACCOUNTING POLICIES (CONTINUED)

Key estimates and judgments related to leases include how the District determines (1) the discount rate it uses to discount the expected lease payments to present value, (2) lease term, and (3) lease payments.

- The District uses the interest rate charged by the lessor as the discount rate. When the interest rate charged by the lessor is not provided, the District generally uses its estimated incremental borrowing rate as the discount rate for leases.
- The lease term includes the noncancellable period of the lease. Lease payments included in the measurement of the lease liability are composed of fixed payments and purchase option price that the District is reasonably certain to exercise.

The District monitors changes in circumstances that would require a remeasurement of its lease and will remeasure the lease asset and liability if certain changes occur that are expected to significantly affect the amount of the lease liability.

Lease assets are reported with other capital assets and lease liabilities are reported with long-term debt on the statement of net position.

Lessor: The District is a lessor for noncancellable leases. The District recognizes a lease receivable and a deferred inflow of resources in the government-wide and governmental fund financial statements.

At the commencement of a lease, the District initially measures the lease receivable at the present value of payments expected to be received during the lease term. Subsequently, the lease receivable is reduced by the principal portion of lease payments received. The deferred inflow of resources is initially measured as the initial amount of the lease receivable, adjusted for lease payments received at or before the lease commencement date. Subsequently, the deferred inflow of resources is recognized as revenue over the life of the lease term.

Key estimates and judgments include how the District determines (1) the discount rate it uses to discount the expected lease receipts to present value, (2) lease term, and (3) lease receipts.

- The District uses its estimated incremental borrowing rate as the discount rate for leases.
- The lease term includes the noncancellable period of the lease. Lease receipts included in the measurement of the lease receivable is composed of fixed payments from the lessee.

The District monitors changes in circumstances that would require a remeasurement of its lease, and will remeasure the lease receivable and deferred inflows of resources if certain changes occur that are expected to significantly affect the amount of the lease receivable.

Long-term liabilities

In the government-wide financial statements, long-term debt and other long-term obligations are reported as liabilities in the applicable governmental activities statement of net position. Bond premiums and discounts are deferred and amortized over the life of the debt using the straight-line method. Bonds payable are reported net of the applicable premium or discount.

In the fund financial statements, governmental fund types recognize premiums and discounts, as well as issuance costs, during the current period. The face amount of the debt issued is reported as other financing sources. Premiums received on debt issuances are reported as other financing sources while discounts on debt issuances are reported as other financing uses. Issuance costs, whether or not withheld from the actual debt proceeds received, are reported as debt service expenditures.

WOODLAND PARK SCHOOL DISTRICT NUMBER RE-2
NOTES TO FINANCIAL STATEMENTS
JUNE 30, 2023

NOTE 1 - SUMMARY OF SIGNIFICANT ACCOUNTING POLICIES (CONTINUED)

Pensions

Woodland Park School District Number RE-2 participates in the School Division Trust Fund (SCHDTF), a cost-sharing multiple-employer defined benefit pension plan administered by the Public Employees' Retirement Association of Colorado (PERA). The net pension liability, deferred outflows of resources and deferred inflows of resources related to pensions, pension expense, information about the fiduciary net position (FNP) and additions to/deductions from the FNP of the SCHDTF have been determined using the economic resources measurement focus and the accrual basis of accounting. For this purpose, benefit payments (including refunds of employee contributions) are recognized when due and payable in accordance with the benefit terms. Investments are reported at fair value.

Other Post Employment Benefit (OPEB) Plan

Woodland Park School District Number RE-2 participates in the Health Care Trust Fund (HCTF), a cost-sharing multiple-employer defined benefit OPEB fund administered by the Public Employees' Retirement Association of Colorado ("PERA"). The net OPEB liability, deferred outflows of resources and deferred inflows of resources related to OPEB, OPEB expense, information about the fiduciary net position (FNP) and additions to/deductions from the FNP of the HCTF have been determined using the economic resources measurement focus and the accrual basis of accounting. For this purpose, benefits paid on behalf of health care participants are recognized when due and/or payable in accordance with the benefit terms. Investments are reported at fair value.

Net position

For government-wide reporting, the difference between assets and deferred outflows of resources less liabilities and deferred inflows of resources is called net position. Net position is comprised of three components: net investment in capital assets, restricted, and unrestricted.

Net investment in capital assets consists of capital assets, net of accumulated depreciation/amortization and reduced by outstanding balances of bonds, notes, and other debt that are attributable to the acquisition, construction, or improvement of those assets. Deferred outflows of resources and deferred inflows of resources that are attributable to the acquisition, construction, or improvement of those assets or related debt are included in this component of net position.

Restricted net position consists of restricted assets reduced by liabilities and deferred inflows of resources related to those assets. Assets are reported as restricted when constraints are placed on asset use either by external parties or by law through constitutional provision or enabling legislation.

Unrestricted net position is the net amount of the assets, deferred outflows of resources, liabilities, and deferred inflows of resources that does not meet the definition of the two preceding categories.

Sometimes the District will fund outlays for a particular purpose from both restricted (e.g., restricted bond or grant proceeds) and unrestricted resources. In order to calculate the amounts to report as restricted net position and unrestricted net position in the government-wide and proprietary fund financial statements, a flow assumption must be made about the order in which the resources are considered to be applied. It is the District's policy to consider restricted net position to have been depleted before unrestricted net position is applied.

WOODLAND PARK SCHOOL DISTRICT NUMBER RE-2
NOTES TO FINANCIAL STATEMENTS
JUNE 30, 2023

NOTE 1 - SUMMARY OF SIGNIFICANT ACCOUNTING POLICIES (CONTINUED)

Fund balance classification

The governmental fund financial statements present fund balances based on classifications that comprise a hierarchy that is based primarily on the extent to which the District is bound to honor constraints on the specific purposes for which amounts in the respective governmental funds can be spent. The classifications available to be used in the governmental fund financial statements are as follows:

Nonspendable – This classification includes amounts that cannot be spent because they are either (a) not in spendable form or (b) are legally or contractually required to be maintained intact.

Restricted – This classification includes amounts for which constraints have been placed on the use of the resources either (a) externally imposed by creditors (such as through a debt covenant), grantors, contributors, or laws or regulations of other governments, or (b) imposed by law through constitutional provisions or enabling legislation.

Committed – This classification includes amounts that can be used only for specific purposes pursuant to constraints imposed by formal resolution of the Board of Education. These amounts cannot be used for any other purpose unless the Board of Education removes or changes the specified use by taking the same type of action that was used when the funds were initially committed. This classification also includes contractual obligations to the extent that existing resources have been specifically committed for use in satisfying those contractual requirements.

Assigned – This classification includes amounts that are constrained by the District’s intent to be used for a specific purpose but are neither restricted nor committed. This intent can be expressed by the Board of Education or through the Board of Education delegating this responsibility to management through the budgetary process. This classification also includes the remaining positive fund balance for any governmental funds except for the General Fund.

Unassigned – This classification includes the residual fund balance for the General Fund. The unassigned classification also includes negative residual fund balance of any other governmental fund that cannot be eliminated by offsetting of Assigned fund balance amounts.

The District would typically use Restricted fund balances first, followed by Committed resources, and then Assigned resources, as appropriate opportunities arise, but reserves the right to selectively spend Unassigned resources first to defer the use of these other classified funds.

E. REVENUES AND EXPENDITURES/EXPENSES

Property Taxes

Property taxes for the current year are certified in arrears to the County by December 15, and attach as an enforceable lien on property the following January 1. Property taxes are payable in full by April 30, or are payable in two equal installments due February 28 and June 15. The County Treasurer bills and collects the District’s property tax. District property tax revenues are recognized when levied to the extent they result in current receivables.

WOODLAND PARK SCHOOL DISTRICT NUMBER RE-2
NOTES TO FINANCIAL STATEMENTS
JUNE 30, 2023

NOTE 1 - SUMMARY OF SIGNIFICANT ACCOUNTING POLICIES (CONTINUED)

The District is permitted to levy taxes on the assessed valuation for general governmental services and for the payment of principal and interest on long-term debt. The tax rate for the year ended December 31, 2022 is 27.924 mills for general operating expenses. The District's assessed valuation for the collection year 2023 is \$336,437,600. Taxes are assessed on \$326,772,011 which is the assessed valuation net of tax increment financing.

Sales Taxes

The city of Woodland Park collects sales tax at the rate of 1.09%, which is used by the District to service Certificates of Participation which were issued to reduce property taxes by 6.725 mills.

Specific Ownership Taxes

Specific ownership taxes are collected by the county for motor vehicle and other personal property registered in the District's assessment area. The tax receipts collected by the county are remitted to the District in the subsequent month and are considered unrestricted intergovernmental revenues. Specific ownership taxes are recorded as revenue when collected by the county.

Compensated Absences

The District's policy permits employees to accumulate earned but unused leave pay, which is eligible for payment upon separation from employment. The liability for such leave is reported as incurred in the government-wide financial statements. A liability for those amounts is recorded in the governmental funds only if the liability has matured as a result of employee resignations or retirements. The liability for compensated absences includes salary-related benefits, where applicable.

F. ESTIMATES

The preparation of financial statements in conformity with generally accepted accounting principles in the United States of America requires management to make estimates and assumptions that affect certain reported amounts and disclosures. Accordingly, actual results could differ from those estimates.

NOTE 2 – STEWARDSHIP, COMPLIANCE AND ACCOUNTABILITY

Budgetary Information

Budgets are required by State law for all funds, except fiduciary funds. The Superintendent submits a proposed budget to the Board of Education for the fiscal year commencing the following July 1. The budget includes proposed expenditures and the means of financing them. It also includes a statement describing the major objectives of the educational program to be undertaken by the District and the manner in which the budget proposes to fulfill such objectives. Public hearings are conducted by the Board of Education to obtain public comments.

**WOODLAND PARK SCHOOL DISTRICT NUMBER RE-2
NOTES TO FINANCIAL STATEMENTS
JUNE 30, 2023**

NOTE 2 – STEWARDSHIP, COMPLIANCE AND ACCOUNTABILITY (CONTINUED)

On or before June 30, the budget is adopted by formal resolution. After the adoption of the budget, the board may review and change the budget at any time prior to January 31 of the fiscal year for which the budget was adopted. After January 31, the board may not review or change the budget except where money for a specific purpose from other than ad valorem taxes becomes available which could not have been reasonable foreseen at the time of the adoption of the budget. Expenditures may not legally exceed appropriations at the fund level.

Authorization to transfer budgeted amounts between line items within any fund rests with the Superintendent. Revisions that alter the total expenditures in any fund must be approved by the Board of Education. Appropriations are based on total funds expected to be available in each budget year, including beginning fund balances as established by the Board of Education.

Budgets for all fund types are adopted on a basis consistent with Generally Accepted Accounting Principles (GAAP). GAAP-basis accounting requires that expenditures of salaries and related benefits be recorded in the fiscal year earned. Thus, the District budgets for all accrued salaries and related benefits earned but unpaid at June 30. Budgeted amounts reported in the accompanying financial statements are as originally adopted and as amended by the Superintendent and/or Board of Education throughout the year. All appropriations lapse at the end of each fiscal year.

NOTE 3 – DEPOSITS AND INVESTMENTS

A summary of deposits and investments as of June 30, 2023 is as follows:

Deposits	\$ 2,111,125
Investments	<u>8,479,695</u>
Total	<u>\$ 10,590,820</u>

Deposits and investments are reported in the financial statements as follows:

Cash and investments	<u>\$ 10,590,820</u>
Total	<u>\$ 10,590,820</u>

Cash deposits with financial institutions

Custodial Credit Risk—deposits: Custodial credit risk is the risk that, in the event of a bank failure, the District’s deposits might not be recovered. The Colorado Public Deposit Protection Act (PDPA) requires that all units of local government deposit cash in eligible public depositories. Eligibility is determined by state regulations. Amounts on deposit in excess of federal insurance levels must be collateralized by eligible collateral as determined by the PDPA. PDPA allows the financial institution to create a single collateral pool for all public funds held. The pool is to be maintained by another institution or held in trust for all the uninsured public deposits as a group. The market value of the collateral must be at least equal to 102% of the uninsured deposits.

WOODLAND PARK SCHOOL DISTRICT NUMBER RE-2
NOTES TO FINANCIAL STATEMENTS
JUNE 30, 2023

NOTE 3 – DEPOSITS AND INVESTMENTS (CONTINUED)

The carrying amount of the District’s deposits at June 30, 2023 was \$2,111,125 and the bank balances were \$2,576,942. Of the bank balances, \$250,000 were covered by federal deposit insurance, and the remaining balance was uninsured but collateralized in accordance with the provisions of the PDPA.

Investments

The District is authorized by Colorado statutes to invest in the following:

- Obligations of the United States and certain U.S. government agencies’ securities;
- Certain international agencies’ securities;
- General obligation and revenue bonds of U.S. local government entities;
- Bankers’ acceptances of certain banks;
- Certain commercial paper;
- Local government investment pools;
- Written repurchase agreements collateralized by certain authorized securities;
- Certain money market fund;
- Guaranteed investment contracts.

At June 30, 2023 the District’s investment balances were as follows:

<u>Investment Type</u>	<u>Year-end Balance</u>	<u>Measurement</u>	<u>Maturity</u>	<u>Standard & Poor’s Rating</u>
ColoTrust	\$ 6,972,744	Net asset value	Less than 90 days	AAAm
Money Market	586,980	Amortized cost	Less than 90 days	AAA
Corporate Bonds	140,783	Fair market value	Up to 5 years	AAA
US Treasuries	212,811	Fair market value	Up to 5 years	AA+
US Agencies	<u>566,377</u>	Fair market value	Up to 5 years	AA+
	<u>\$ 8,479,695</u>			

Local Government Investment Pools. The Colorado Local Government Liquid Asset Trust (ColoTrust) is an investment vehicle established for local government entities in Colorado to pool surplus funds. The State Securities Commissioner administers and enforces the requirements of creating and operating the pools, which operate in conformity with the Securities and Exchange Commission's Rule 2a-7 as promulgated under the Investment Company Act of 1940, as amended, which includes the maintenance of each share equal in value to \$1.00. Investments are limited to those allowed by state statutes. A designated custodial bank provides safekeeping and depository services in connection with the direct investment and withdrawal functions. The custodians’ internal records identify the investments owned by the participating governments. There are no unfunded commitments, the redemption frequency is daily and there is no redemption notice period.

WOODLAND PARK SCHOOL DISTRICT NUMBER RE-2
NOTES TO FINANCIAL STATEMENTS
JUNE 30, 2023

NOTE 3 – DEPOSITS AND INVESTMENTS (CONTINUED)

Interest Rate Risk – Interest rate risk is the risk that changes in the market interest rates will adversely affect the fair value of an investment. As a means of managing its exposure to interest rate risk, the District has a board approved investment policy that limits investment maturities to five years or less. Colorado revised statute 24-75-601 also limits investment maturities to five years or less.

Credit Risk – Credit risk is the risk that an issuer of an investment will not fulfill its obligations to the holder of the investment. Credit risk is measured by the assignment of a rating by a nationally recognized statistical rating organization. State law and District policy limit investments to those described above.

Concentration of Credit Risk – Concentration of credit risk is the risk of loss that may be caused by the District's investment in a single issuer. The District places no limit on the amount it may invest in any one issuer. More than 20 percent of the District's investments are in ColoTrust. These investments are 82% of the District's total investments.

Fair value of investments. The District measures and records its investments using fair value measurement guidelines established by generally accepted accounting principles (GAAP). These guidelines recognize a three-tiered fair value hierarchy as follows:

- Level 1 inputs reflect prices quoted in active markets.
- Level 2 inputs reflect prices that are based on a similar observable asset either directly or indirectly, which may include inputs in markets that are not considered to be active.
- Level 3 inputs reflect prices based upon unobservable sources.

All of the District's investments that are measured at fair market value are categorized as Level 2 investments. District investments measured at net asset value or amortized cost fall under the existing exemptions to fair value measurement.

WOODLAND PARK SCHOOL DISTRICT NUMBER RE-2
NOTES TO FINANCIAL STATEMENTS
JUNE 30, 2023

NOTE 4 – INTERFUND RECEIVABLES, PAYABLES, AND TRANSFERS

Receivables and Payables

Interfund receivables and payables are created in conjunction with the District’s pooled cash and investment portfolios. Balances are routinely cleared as a matter of practice.

The composition of interfund balances as of June 30, 2023, is as follows:

	<u>Due From Other Funds</u>	<u>Due To Other Funds</u>
General Fund	\$ 1,315,597	\$ 1,844,770
Governmental Designated Purpose Grants Fund	-	74,204
Nonmajor Funds	<u>722,144</u>	<u>168,767</u>
Total	<u>\$ 2,087,741</u>	<u>\$ 2,087,741</u>

Interfund transfers

The composition of interfund transfers for the year ended June 30, 2023, is as follows:

	<u>Transfers From Other Funds</u>	<u>Transfers To Other Funds</u>
General Fund	\$ -	\$ 2,000,000
Nonmajor Funds	<u>2,000,000</u>	<u>-</u>
Total	<u>\$ 2,000,000</u>	<u>\$ 2,000,000</u>

Transfers are used to (1) move revenues from the fund that statute or budget requires to collect them to the fund that statute or budget requires to expend them, (2) move unrestricted revenues collected in the General Fund to finance various programs accounted for in other funds in accordance with budgetary authorizations and (3) move capital assets from one fund to another fund when the fund using the capital assets changes.

WOODLAND PARK SCHOOL DISTRICT NUMBER RE-2
NOTES TO FINANCIAL STATEMENTS
JUNE 30, 2023

NOTE 5 - CAPITAL ASSETS

Capital asset activity for the year ended June 30, 2023 was as follows:

	<u>Beginning Balance</u>	<u>Increases</u>	<u>Decreases</u>	<u>Ending Balance</u>
<i>Governmental activities</i>				
Capital assets being depreciated:				
Buildings and improvements	\$ 37,599,103	\$ 555,584	\$ -	\$ 38,154,687
Site improvements	1,627,441	216,470	-	1,843,911
Vehicles	1,052,500	-	-	1,052,500
Furniture and equipment	<u>2,652,316</u>	<u>62,630</u>	<u>-</u>	<u>2,714,946</u>
Total capital assets being depreciated	<u>42,931,360</u>	<u>834,684</u>	<u>-</u>	<u>43,766,044</u>
Less accumulated depreciation for:				
Buildings and improvements	(20,815,910)	(724,424)	-	(21,540,334)
Site improvements	(1,236,292)	(49,102)	-	(1,285,394)
Vehicles	(822,753)	(63,558)	-	(886,311)
Furniture and equipment	<u>(2,221,810)</u>	<u>(77,325)</u>	<u>-</u>	<u>(2,299,135)</u>
Total accumulated depreciation	<u>(25,096,765)</u>	<u>(914,409)</u>	<u>-</u>	<u>(26,011,174)</u>
Total capital assets being depreciated, net	<u>17,834,595</u>	<u>(79,725)</u>	<u>-</u>	<u>17,754,870</u>
Lease assets being amortized:				
Furniture and equipment	<u>1,381,119</u>	<u>-</u>	<u>-</u>	<u>1,381,119</u>
Total lease assets being amortized	<u>1,381,119</u>	<u>-</u>	<u>-</u>	<u>1,381,119</u>
Less accumulated amortization for:				
Furniture and equipment	<u>(164,595)</u>	<u>(164,595)</u>	<u>-</u>	<u>(329,190)</u>
Total accumulated amortization	<u>(164,595)</u>	<u>(164,595)</u>	<u>-</u>	<u>(329,190)</u>
Total lease assets being amortized, net	<u>1,216,524</u>	<u>(164,595)</u>	<u>-</u>	<u>1,051,929</u>
Capital assets, net of accumulated depreciation/amortization	<u>19,051,119</u>	<u>(244,320)</u>	<u>-</u>	<u>18,806,799</u>
Total governmental activities capital assets	<u>\$ 19,051,119</u>	<u>\$ (244,320)</u>	<u>\$ -</u>	<u>\$ 18,806,799</u>

WOODLAND PARK SCHOOL DISTRICT NUMBER RE-2
NOTES TO FINANCIAL STATEMENTS
JUNE 30, 2023

NOTE 6 – LEASES

District as lessee

The District, as a lessee, has entered into lease agreements for equipment with lease terms ranging from 3 to 16 years. The total costs of these right-to-use lease assets are recorded as \$1,381,119, less accumulated amortization of \$329,190. The District has determined that as of June 30, 2023, there is no loss associated with an impairment of the right-to-use lease asset.

The future lease payments under lease agreements as of June 30, 2023 are as follows:

<u>Fiscal Year</u> <u>Ending June 30</u>	<u>Principal</u>	<u>Interest</u>	<u>Total</u>
2024	\$ 143,245	\$ 35,969	\$ 179,214
2025	134,148	30,732	164,880
2026	144,864	26,136	171,000
2027	156,132	21,132	177,264
2028	167,964	15,756	183,720
2029 – 2030	<u>376,135</u>	<u>11,376</u>	<u>387,511</u>
Total	<u>\$ 1,122,488</u>	<u>\$ 141,101</u>	<u>\$ 1,263,589</u>

NOTE 7 – LONG-TERM LIABILITIES

Certificate of Participation

Certificates of participation (COPs) are lease-financing agreements used by the District to provide funds for the acquisition and construction of major capital facilities. Under such agreements, the District makes regular payments over an annually renewable contract for the acquisition and use of the property. COPs have been issued for governmental activities. COPs are not considered general obligations of the District. COPs are secured by lease revenues through a lease-financing agreement.

Certificates of participation outstanding at June 30, 2023 are as follows:

	<u>Original</u> <u>Borrowing</u>	<u>Interest</u> <u>Rates</u>	<u>Final</u> <u>Maturity</u>	<u>Outstanding</u> <u>at Year-end</u>
<i>Governmental Activities</i>				
Certificates of Participation 2016	\$ 10,085,000	1.45% - 3.20%	2037	<u>\$ 7,620,000</u>

WOODLAND PARK SCHOOL DISTRICT NUMBER RE-2
NOTES TO FINANCIAL STATEMENTS
JUNE 30, 2023

NOTE 7 – LONG-TERM LIABILITIES (CONTINUED)

Annual debt service requirements to maturity for certificates of participation are as follows:

<u>Fiscal Year</u> <u>Ending June 30</u>	<u>Governmental Activities</u>	
	<u>Principal</u>	<u>Interest</u>
2024	\$ 455,000	\$ 267,867
2025	465,000	254,639
2026	475,000	240,418
2027	490,000	225,215
2028	505,000	208,538
2029 – 2033	2,735,000	756,088
2034 –2037	<u>2,495,000</u>	<u>204,300</u>
Total	<u>\$ 7,620,000</u>	<u>\$ 2,157,064</u>

Changes in Long-Term Liabilities

Changes in the District’s long-term liabilities for the year ended June 30, 2023, are as follows:

	<u>Beginning</u> <u>Balance</u>	<u>Additions</u>	<u>Deductions</u>	<u>Ending</u> <u>Balance</u>	<u>Amount</u> <u>Due Within</u> <u>One year</u>
<i>Governmental Activities</i>					
Certificates of participation	\$ 8,055,000	\$ -	\$ (435,000)	\$ 7,620,000	\$ 455,000
Discount	<u>(27,935)</u>	<u>-</u>	<u>1,944</u>	<u>(25,991)</u>	<u>-</u>
Total	8,027,065	-	(433,056)	7,594,009	455,000
Leases	1,256,885	-	(134,397)	1,122,488	143,245
Compensated absences	496,318	-	(62,875)	433,443	-
Net pension liability	25,619,107	14,379,633	(6,070,729)	33,928,011	-
Net OPEB liability	<u>1,239,461</u>	<u>169,878</u>	<u>(253,591)</u>	<u>1,155,748</u>	<u>-</u>
<i>Total Governmental Activities</i>	<u>\$ 36,638,836</u>	<u>\$ 14,549,511</u>	<u>\$ (6,954,648)</u>	<u>\$ 44,233,699</u>	<u>\$ 598,245</u>

General obligation bonds are liquidated in the debt service fund. Leases are liquidated in the general fund. Approximately 90% of compensated absences, net pension liabilities, and net OPEB liabilities are normally liquidated in the general fund, with remaining amounts liquidated in other governmental funds.

WOODLAND PARK SCHOOL DISTRICT NUMBER RE-2
NOTES TO FINANCIAL STATEMENTS
JUNE 30, 2023

NOTE 8 – DEFINED BENEFIT PENSION PLAN

General Information about the Pension Plan

Plan description. Eligible employees of the Woodland Park School District Number RE-2 are provided with pensions through the SCHDTF—a cost-sharing multiple-employer defined benefit pension plan administered by PERA. Plan benefits are specified in Title 24, Article 51 of the Colorado Revised Statutes (C.R.S.), administrative rules set forth at 8 C.C.R. 1502-1, and applicable provisions of the federal Internal Revenue Code. Colorado State law provisions may be amended from time to time by the Colorado General Assembly. PERA issues a publicly available annual comprehensive financial report (ACFR) that can be obtained at www.copera.org/investments/pera-financial-reports.

Benefits provided as of December 31, 2022. PERA provides retirement, disability, and survivor benefits. Retirement benefits are determined by the amount of service credit earned and/or purchased, highest average salary, the benefit structure(s) under which the member retires, the benefit option selected at retirement, and age at retirement. Retirement eligibility is specified in tables set forth at C.R.S. § 24-51-602, 604, 1713, and 1714.

The lifetime retirement benefit for all eligible retiring employees under the PERA benefit structure is the greater of the:

- Highest average salary multiplied by 2.5% and then multiplied by years of service credit.
- The value of the retiring employee’s member contribution account plus a 100% match on eligible amounts as of the retirement date. This amount is then annuitized into a monthly benefit based on life expectancy and other actuarial factors.

In all cases the service retirement benefit is limited to 100% of highest average salary and also cannot exceed the maximum benefit allowed by federal Internal Revenue Code.

Members may elect to withdraw their member contribution accounts upon termination of employment with all PERA employers; waiving rights to any lifetime retirement benefits earned. If eligible, the member may receive a match of either 50% or 100% on eligible amounts depending on when contributions were remitted to PERA, the date employment was terminated, whether 5 years of service credit has been obtained and the benefit structure under which contributions were made.

Upon meeting certain criteria, benefit recipients who elect to receive a lifetime retirement benefit generally receive post-retirement cost-of-living adjustments, referred to as annual increases in the C.R.S. Subject to the automatic adjustment provision (AAP) under C.R.S. § 24-51-413, eligible benefit recipients under the PERA benefit structure who began membership before January 1, 2007, and all eligible benefit recipients of the DPS benefit structure will receive the maximum annual increase (AI) or AI cap of 1.00% unless adjusted by the AAP. Eligible benefit recipients under the PERA benefit structure who began membership on or after January 1, 2007, will receive the lesser of an annual increase of the 1.00% AI cap or the average increase of the Consumer Price Index for Urban Wage Earners and Clerical Workers for the prior calendar year, not to exceed a determined increase that would exhaust 10% of PERA’s Annual Increase Reserve (AIR) for the SCHDTF. The AAP may raise or lower the aforementioned AI cap by up to 0.25% based on the parameters specified in C.R.S. § 24-51-413.

**WOODLAND PARK SCHOOL DISTRICT NUMBER RE-2
NOTES TO FINANCIAL STATEMENTS
JUNE 30, 2023**

NOTE 8 – DEFINED BENEFIT PENSION PLAN (CONTINUED)

Disability benefits are available for eligible employees once they reach five years of earned service credit and are determined to meet the definition of disability. The disability benefit amount is based on the lifetime retirement benefit formula(s) shown above considering a minimum 20 years of service credit, if deemed disabled.

Survivor benefits are determined by several factors, which include the amount of earned service credit, highest average salary of the deceased, the benefit structure(s) under which service credit was obtained, and the qualified survivor(s) who will receive the benefits.

Contributions provisions as of June 30, 2023: Eligible employees of, Woodland Park School District Number RE-2 and the State are required to contribute to the SCHDTF at a rate set by Colorado statute. The contribution requirements for the SCHDTF are established under C.R.S. § 24-51-401, *et seq.* and § 24-51-413. Eligible employees are required to contribute 11.00% of their PERA-includable salary during the period of July 1, 2022 through June 30, 2023. Employer contribution requirements are summarized in the table below:

	July 1, 2022 Through June 30, 2023
Employer contribution rate	11.40%
Amount of employer contribution apportioned to the Health Care Trust Fund as specified in C.R.S. § 24-51-208(1)(f)	(1.02)%
Amount apportioned to the SCHDTF	10.38%
Amortization Equalization Disbursement (AED) as specified in C.R.S. § 24-51-411	4.50%
Supplemental Amortization Equalization Disbursement (SAED) as specified in C.R.S. § 24-51-411	5.50%
Total employer contribution rate to the SCHDTF	20.38%

**Contribution rates for the SCHDTF are expressed as a percentage of salary as defined in C.R.S. § 24-51-101(42).

Employer contributions are recognized by the SCHDTF in the period in which the compensation becomes payable to the member and the Woodland Park School District Number RE-2 is statutorily committed to pay the contributions to the SCHDTF. Employer contributions recognized by the SCHDTF from Woodland Park School District Number RE-2 were \$3,081,448 for the year ended June 30, 2023.

For purposes of GASB 68 paragraph 15, a circumstance exists in which a nonemployer contributing entity is legally responsible for making contributions to the SCHDTF and is considered to meet the definition of a special funding situation. As specified in C.R.S. § 24-51-414, the State is required to contribute \$225 million (actual dollars) direct distribution each year to PERA starting on July 1, 2018. A portion of the direct distribution payment is allocated to the SCHDTF based on the proportionate amount of annual payroll of the SCHDTF to the total annual payroll of the SCHDTF, State Division Trust Fund, Judicial Division Trust Fund, and Denver Public Schools Division Trust Fund. House Bill (HB) 22-1029, instructed the State treasurer to issue an additional direct distribution to PERA in the amount of \$380 million (actual dollars), upon enactment. The July 1, 2023, payment is reduced by \$190 million (actual dollars) to \$35 million (actual dollars). The July 1, 2024, payment will not be reduced due to PERA’s negative investment return in 2022. Senate Bill (SB) 23-056, enacted June 2, 2023, requires an additional direct distribution of approximately \$14.5 million (actual dollars), for a total of approximately \$49.5 million (actual dollars) to be contributed July 1, 2023.

**WOODLAND PARK SCHOOL DISTRICT NUMBER RE-2
NOTES TO FINANCIAL STATEMENTS
JUNE 30, 2023**

NOTE 8 – DEFINED BENEFIT PENSION PLAN (CONTINUED)

Pension Liabilities, Pension Expense, and Deferred Outflows of Resources and Deferred Inflows of Resources Related to Pensions

The net pension liability for the SCHDTF was measured as of December 31, 2022, and the total pension liability (TPL) used to calculate the net pension liability was determined by an actuarial valuation as of December 31, 2021. Standard update procedures were used to roll-forward the TPL to December 31, 2022. The Woodland Park School District Number RE-2 proportion of the net pension liability was based on Woodland Park School District Number RE-2 contributions to the SCHDTF for the calendar year 2022 relative to the total contributions of participating employers and the State as a nonemployer contributing entity.

At June 30, 2023, the Woodland Park School District Number RE-2 reported a liability of \$33,928,011 for its proportionate share of the net pension liability that reflected a reduction for support from the State as a nonemployer contributing entity. The amount recognized by the Woodland Park School District Number RE-2 as its proportionate share of the net pension liability, the related support from the State as a nonemployer contributing entity, and the total portion of the net pension liability that was associated with Woodland Park School District Number RE-2 were as follows:

Woodland Park School District Number RE-2 proportionate share of the net pension liability	\$ 33,928,011
The State’s proportionate share of the net pension liability as a nonemployer contributing entity associated with the Woodland Park School District Number RE-2	9,886,963
Total	\$ 43,814,974

At December 31, 2022, the Woodland Park School District Number RE-2 proportion was 0.1863207477%, which was a decrease of 0.0338244871% from its proportion measured as of December 31, 2021.

WOODLAND PARK SCHOOL DISTRICT NUMBER RE-2
NOTES TO FINANCIAL STATEMENTS
JUNE 30, 2023

NOTE 8 – DEFINED BENEFIT PENSION PLAN (CONTINUED)

For the year ended June 30, 2023, the Woodland Park School District Number RE-2 recognized pension expense of (\$1,299,157) and revenue of \$1,162,647 for support from the State as a nonemployer contributing entity. At June 30, 2023, the Woodland Park School District Number RE-2 reported deferred outflows of resources and deferred inflows of resources related to pensions from the following sources:

	<u>Deferred Outflows of Resources</u>	<u>Deferred Inflows of Resources</u>
Difference between expected and actual experience	\$ 321,092	\$ -
Changes of assumptions or other inputs	600,976	-
Net difference between projected and actual earnings on pension plan investments	4,557,782	-
Changes in proportion and differences between contributions recognized and proportionate share of contributions	940,098	6,475,243
Contributions subsequent to the measurement date	1,583,294	N/A
Total	<u>\$ 8,003,242</u>	<u>\$ 6,475,243</u>

\$1,583,294 reported as deferred outflows of resources related to pensions, resulting from contributions subsequent to the measurement date, will be recognized as a reduction of the net pension liability in the year ended June 30, 2024. Other amounts reported as deferred outflows of resources and deferred inflows of resources related to pensions will be recognized in pension expense as follows:

Year ended June 30:	
2024	\$ (2,380,696)
2025	(1,477,788)
2026	1,152,129
2027	2,651,060
2028	-
Thereafter	-

WOODLAND PARK SCHOOL DISTRICT NUMBER RE-2
NOTES TO FINANCIAL STATEMENTS
JUNE 30, 2023

NOTE 8 – DEFINED BENEFIT PENSION PLAN (CONTINUED)

Actuarial assumptions. The TPL in the December 31, 2021 actuarial valuation was determined using the following actuarial cost method, actuarial assumptions and other inputs:

Actuarial cost method	Entry age
Price inflation	2.30%
Real wage growth	0.70%
Wage inflation	3.00%
Salary increases, including wage inflation	3.40% – 11.00%
Long-term investment rate of return, net of pension plan investment expenses, including price inflation	7.25%
Discount rate	7.25%
Post-retirement benefit increases:	
PERA benefit structure hired prior to 1/1/07; and DPS benefit structure (compounded annually)	1.00%
PERA benefit structure hired after 12/31/06 ¹	Financed by the AIR

¹ Post-retirement benefit increases are provided by the AIR, accounted separately within each Division Trust Fund, and subject to moneys being available; therefore, liabilities related to increases for members of these benefit tiers can never exceed available assets.

The mortality tables described below are generational mortality tables developed on a benefit-weighted basis.

Pre-retirement mortality assumptions were based upon the PubT-2010 Employee Table with generational projection using scale MP-2019.

Post-retirement non-disabled mortality assumptions were based upon the PubT-2010 Healthy Retiree Table, adjusted as follows:

- Males: 112% of the rates prior to age 80 and 94% of the rates for ages 80 and older, with generational projection using scale MP-2019.
- Females: 83% of the rates prior to age 80 and 106% of the rates for ages 80 and older, with generational projection using scale MP-2019.

Post-retirement non-disabled beneficiary mortality assumptions were based upon the Pub-2010 Contingent Survivor Table, adjusted as follows:

- Males: 97% of the rates for all ages, with generational projection using scale MP-2019.
- Females: 105% of the rates for all ages, with generational projection using scale MP-2019.

Disabled mortality assumptions were based upon the PubNS-2010 Disabled Retiree Table using 99% of the rates for all ages with generational projection using scale MP-2019.

WOODLAND PARK SCHOOL DISTRICT NUMBER RE-2
NOTES TO FINANCIAL STATEMENTS
JUNE 30, 2023

NOTE 8 – DEFINED BENEFIT PENSION PLAN (CONTINUED)

The actuarial assumptions used in the December 31, 2021, valuation were based on the results of the 2020 experience analysis for the period January 1, 2016, through December 31, 2019, and were reviewed and adopted by the PERA Board at their November 20, 2020, meeting.

The long-term expected return on plan assets is reviewed as part of regular experience studies prepared at least every five years for PERA. The most recent analyses were outlined in the Experience Study report dated October 28, 2020.

Several factors are considered in evaluating the long-term rate of return assumption, including long-term historical data, estimates inherent in current market data, and a log-normal distribution analysis in which best-estimate ranges of expected future real rates of return (expected return, net of investment expense and inflation) were developed for each major asset class. These ranges were combined to produce the long-term expected rate of return by weighting the expected future real rates of return by the target asset allocation percentages and then adding expected inflation.

The PERA Board first adopted the 7.25% long-term expected rate of return as of November 18, 2016. Following an asset/liability study, the Board reaffirmed the assumed rate of return at the Board's November 15, 2019, meeting, to be effective January 1, 2020. As of the most recent reaffirmation of the long-term rate of return, the target asset allocation, and best estimates of geometric real rates of return for each major asset class are summarized in the table as follows:

Asset Class	Target Allocation	30 Year Expected Geometric Real Rate of Return
Global Equity	54.00%	5.60%
Fixed Income	23.00%	1.30%
Private Equity	8.50%	7.10%
Real Estate	8.50%	4.40%
Alternatives	6.00%	4.70%
Total	100.00%	

Note: In setting the long-term expected rate of return, projections employed to model future returns provide a range of expected long-term returns that, including expected inflation, ultimately support a long-term expected nominal rate of return assumption of 7.25%.

Discount rate. The discount rate used to measure the TPL was 7.25%. The projection of cash flows used to determine the discount rate applied the actuarial cost method and assumptions shown above. In addition, the following methods and assumptions were used in the projection of cash flows:

- Total covered payroll for the initial projection year consists of the covered payroll of the active membership present on the valuation date and the covered payroll of future plan members assumed to be hired during the year. In subsequent projection years, total covered payroll was assumed to increase annually at a rate of 3.00%.

WOODLAND PARK SCHOOL DISTRICT NUMBER RE-2
NOTES TO FINANCIAL STATEMENTS
JUNE 30, 2023

NOTE 8 – DEFINED BENEFIT PENSION PLAN (CONTINUED)

- Employee contributions were assumed to be made at the member contribution rates in effect for each year, including the scheduled increases in SB 18-200 and required adjustments resulting from the 2018 and 2020 AAP assessments. Employee contributions for future plan members were used to reduce the estimated amount of total service costs for future plan members.
- Employer contributions were assumed to be made at rates equal to the fixed statutory rates specified in law for each year, including the scheduled increase in SB 18-200 and required adjustments resulting from the 2018 and 2020 AAP assessments. Employer contributions also include current and estimated future AED and SAED, until the actuarial value funding ratio reaches 103%, at which point the AED and SAED will each drop 0.50% every year until they are zero. Additionally, estimated employer contributions reflect reductions for the funding of the AIR and retiree health care benefits. For future plan members, employer contributions were further reduced by the estimated amount of total service costs for future plan members not financed by their member contributions.
- As specified in law, the State, as a nonemployer contributing entity, will provide an annual direct distribution of \$225 million (actual dollars), commencing July 1, 2018, that is proportioned between the State, School, Judicial, and DPS Division Trust Funds based upon the covered payroll of each Division. The annual direct distribution ceases when all Division Trust Funds are fully funded.
- HB 22-1029, effective upon enactment in 2022, required the State treasurer to issue, in addition to the regularly scheduled \$225 million (actual dollars) direct distribution, a warrant to PERA in the amount of \$380 million (actual dollars). The July 1, 2023, direct distribution is reduced by \$190 million (actual dollars) to \$35 million (actual dollars). The July 1, 2024, direct distribution will not be reduced from \$225 million (actual dollars) due to PERA's negative investment return in 2022.
- Employer contributions and the amount of total service costs for future plan members were based upon a process to estimate future actuarially determined contributions assuming an analogous future plan member growth rate.
- The AIR balance was excluded from the initial FNP, as, per statute, AIR amounts cannot be used to pay benefits until transferred to either the retirement benefits reserve or the survivor benefits reserve, as appropriate. AIR transfers to the FNP and the subsequent AIR benefit payments were estimated and included in the projections.
- Benefit payments and contributions were assumed to be made at the middle of the year.

Based on the above assumptions and methods, the SCHDTF's FNP was projected to be available to make all projected future benefit payments of current members. Therefore, the long-term expected rate of return of 7.25% on pension plan investments was applied to all periods of projected benefit payments to determine the TPL. The discount rate determination does not use the municipal bond index rate, and therefore, the discount rate is 7.25%. There was no change in the discount rate from the prior measurement date.

**WOODLAND PARK SCHOOL DISTRICT NUMBER RE-2
NOTES TO FINANCIAL STATEMENTS
JUNE 30, 2023**

NOTE 8 – DEFINED BENEFIT PENSION PLAN (CONTINUED)

Sensitivity of the Woodland Park School District Number RE-2 proportionate share of the net pension liability to changes in the discount rate. The following presents the proportionate share of the net pension liability calculated using the discount rate of 7.25%, as well as what the proportionate share of the net pension liability would be if it were calculated using a discount rate that is one percentage point lower (6.25%) or one percentage point higher (8.25%) than the current rate:

	1% Decrease (6.25%)	Current Discount Rate (7.25%)	1% Increase (8.25%)
Proportionate share of the net pension liability	\$ 44,400,098	\$ 33,928,011	\$ 25,182,749

Pension plan fiduciary net position. Detailed information about the SCHDTF’s FNP is available in PERA’s ACFR which can be obtained at www.copera.org/investments/pera-financial-reports.

NOTE 9 – DEFINED BENEFIT OTHER POST EMPLOYMENT BENEFIT (OPEB) PLAN

General Information about the OPEB Plan

Plan description. Eligible employees of the Woodland Park School District Number RE-2 are provided with OPEB through the HCTF—a cost-sharing multiple-employer defined benefit OPEB plan administered by PERA. The HCTF is established under Title 24, Article 51, Part 12 of the Colorado Revised Statutes (C.R.S.), as amended, and sets forth a framework that grants authority to the PERA Board to contract, self-insure, and authorize disbursements necessary in order to carry out the purposes of the PERACare program, including the administration of the premium subsidies. Colorado State law provisions may be amended by the Colorado General Assembly. PERA issues a publicly available annual comprehensive financial report (ACFR) that can be obtained at www.copera.org/investments/pera-financial-reports.

Benefits provided. The HCTF provides a health care premium subsidy to eligible participating PERA benefit recipients and retirees who choose to enroll in one of the PERA health care plans, however, the subsidy is not available if only enrolled in the dental and/or vision plan(s). The health care premium subsidy is based upon the benefit structure under which the member retires and the member’s years of service credit. For members who retire having service credit with employers in the Denver Public Schools (DPS) Division and one or more of the other four Divisions (State, School, Local Government and Judicial), the premium subsidy is allocated between the HCTF and the Denver Public Schools Health Care Trust Fund (DPS HCTF). The basis for the amount of the premium subsidy funded by each trust fund is the percentage of the member contribution account balance from each division as it relates to the total member contribution account balance from which the retirement benefit is paid.

C.R.S. § 24-51-1202 *et seq.* specifies the eligibility for enrollment in the health care plans offered by PERA and the amount of the premium subsidy. The law governing a benefit recipient’s eligibility for the subsidy and the amount of the subsidy differs slightly depending under which benefit structure the benefits are calculated. All benefit recipients under the PERA benefit structure and all retirees under the DPS benefit structure are eligible for a premium subsidy, if enrolled in a health care plan under PERACare. Upon the death of a DPS benefit structure retiree, no further subsidy is paid.

WOODLAND PARK SCHOOL DISTRICT NUMBER RE-2
NOTES TO FINANCIAL STATEMENTS
JUNE 30, 2023

**NOTE 9 – DEFINED BENEFIT OTHER POST EMPLOYMENT BENEFIT (OPEB) PLAN
(CONTINUED)**

Enrollment in the PERACare health benefits program is voluntary and is available to benefit recipients and their eligible dependents, certain surviving spouses, and divorced spouses and guardians, among others. Eligible benefit recipients may enroll into the program upon retirement, upon the occurrence of certain life events, or on an annual basis during an open enrollment period.

PERA Benefit Structure

The maximum service-based premium subsidy is \$230 per month for benefit recipients who are under 65 years of age and who are not entitled to Medicare; the maximum service-based subsidy is \$115 per month for benefit recipients who are 65 years of age or older or who are under 65 years of age and entitled to Medicare. The maximum service-based subsidy, in each case, is for benefit recipients with retirement benefits based on 20 or more years of service credit. There is a 5% reduction in the subsidy for each year less than 20. The benefit recipient pays the remaining portion of the premium to the extent the subsidy does not cover the entire amount.

For benefit recipients who have not participated in Social Security and who are not otherwise eligible for premium-free Medicare Part A for hospital-related services, C.R.S. § 24-51-1206(4) provides an additional subsidy. According to the statute, PERA cannot charge premiums to benefit recipients without Medicare Part A that are greater than premiums charged to benefit recipients with Part A for the same plan option, coverage level, and service credit. Currently, for each individual PERACare enrollee, the total premium for Medicare coverage is determined assuming plan participants have both Medicare Part A and Part B and the difference in premium cost is paid by the HCTF or the DPS HCTF on behalf of benefit recipients not covered by Medicare Part A.

For retirees who have not participated in Social Security and who are not otherwise eligible for premium-free Medicare Part A for hospital-related services, the HCTF or the DPS HCTF pays an alternate service-based premium subsidy. Each individual retiree meeting these conditions receives the maximum \$230 per month subsidy reduced appropriately for service less than 20 years, as described above. Retirees who do not have Medicare Part A pay the difference between the total premium and the monthly subsidy.

Contributions. Pursuant to Title 24, Article 51, Section 208(1) (f) of the C.R.S., as amended, certain contributions are apportioned to the HCTF. PERA-affiliated employers of the State, School, Local Government, and Judicial Divisions are required to contribute at a rate of 1.02% of PERA-includable salary into the HCTF.

Employer contributions are recognized by the HCTF in the period in which the compensation becomes payable to the member and the Woodland Park School District Number RE-2 is statutorily committed to pay the contributions. Employer contributions recognized by the HCTF from Woodland Park School District Number RE-2 were \$154,182 for the year ended June 30, 2023.

WOODLAND PARK SCHOOL DISTRICT NUMBER RE-2
NOTES TO FINANCIAL STATEMENTS
JUNE 30, 2023

**NOTE 9 – DEFINED BENEFIT OTHER POST EMPLOYMENT BENEFIT (OPEB) PLAN
(CONTINUED)**

OPEB Liabilities, OPEB Expense, and Deferred Outflows of Resources and Deferred Inflows of Resources Related to OPEB

At June 30, 2023, the Woodland Park School District Number RE-2 reported a liability of \$1,155,748 for its proportionate share of the net OPEB liability. The net OPEB liability for the HCTF was measured as of December 31, 2022, and the total OPEB liability (TOL) used to calculate the net OPEB liability was determined by an actuarial valuation as of December 31, 2021. Standard update procedures were used to roll-forward the TOL to December 31, 2022. The Woodland Park School District Number RE-2 proportion of the net OPEB liability was based on Woodland Park School District Number RE-2 contributions to the HCTF for the calendar year 2022 relative to the total contributions of participating employers to the HCTF.

At December 31, 2022, the Woodland Park School District Number RE-2 proportion was 0.1415526825%, which was a decrease of 0.0021854764% from its proportion measured as of December 31, 2021.

For the year ended June 30, 2023, the Woodland Park School District Number RE-2 recognized OPEB expense of (\$172,462). At June 30, 2023, the Woodland Park School District Number RE-2 reported deferred outflows of resources and deferred inflows of resources related to OPEB from the following sources:

	<u>Deferred Outflows of Resources</u>	<u>Deferred Inflows of Resources</u>
Difference between expected and actual experience	\$ 150	\$ 279,499
Changes of assumptions or other inputs	18,576	127,559
Net difference between projected and actual earnings on OPEB plan investments	70,591	-
Changes in proportion and differences between contributions recognized and proportionate share of contributions	9,422	101,366
Contributions subsequent to the measurement date	79,243	N/A
Total	\$ 177,982	\$ 508,424

WOODLAND PARK SCHOOL DISTRICT NUMBER RE-2
NOTES TO FINANCIAL STATEMENTS
JUNE 30, 2023

**NOTE 9 – DEFINED BENEFIT OTHER POST EMPLOYMENT BENEFIT (OPEB) PLAN
(CONTINUED)**

\$79,243 reported as deferred outflows of resources related to OPEB, resulting from contributions subsequent to the measurement date, will be recognized as a reduction of the net OPEB liability in the year ended June 30, 2024. Other amounts reported as deferred outflows of resources and deferred inflows of resources related to OPEB will be recognized in OPEB expense as follows:

Year ended June 30:	
2024	\$ (132,100)
2025	(133,793)
2026	(73,469)
2027	(25,974)
2028	(36,551)
Thereafter	(7,798)

Actuarial assumptions. The TOL in the December 31, 2021 actuarial valuation was determined using the following actuarial cost method, actuarial assumptions and other inputs:

Actuarial cost method	Entry age
Price inflation	2.30%
Real wage growth	0.70%
Wage inflation	3.00%
Salary increases, including wage inflation	3.40% - 11.00%
Long-term investment rate of return, net of OPEB	
plan investment expenses, including price inflation	7.25%
Discount rate	7.25%
Health care cost trend rates	
PERA benefit structure:	
Service-based premium subsidy	0.00%
PERACare Medicare plans	6.50% in 2022, gradually decreasing to 4.50% in 2030
Medicare Part A premiums	3.75% in 2022, gradually increasing to 4.50% in 2029
DPS benefit structure:	
Service-based premium subsidy	0.00%
PERACare Medicare plans	N/A
Medicare Part A premiums	N/A

The TOL for the HCTF, as of the December 31, 2022, measurement date, was adjusted to reflect the disaffiliation, allowable under C.R.S. § 24-51-313, of Tri-County Health Department (TriCounty Health), effective December 31, 2022. As of the close of the 2022 fiscal year, no disaffiliation payment associated with Tri-County Health was received, and therefore no disaffiliation dollars were reflected in the FNP as of the December 31, 2022, measurement date.

WOODLAND PARK SCHOOL DISTRICT NUMBER RE-2
NOTES TO FINANCIAL STATEMENTS
JUNE 30, 2023

**NOTE 9 – DEFINED BENEFIT OTHER POST EMPLOYMENT BENEFIT (OPEB) PLAN
(CONTINUED)**

Beginning January 1, 2022, the per capita health care costs are developed by plan option; based on 2022 premium rates for the UnitedHealthcare Medicare Advantage Prescription Drug (MAPD) PPO plan #1, the UnitedHealthcare MAPD PPO plan #2, and the Kaiser Permanente MAPD HMO plan. Actuarial morbidity factors are then applied to estimate individual retiree and spouse costs by age, gender, and health care cost trend. This approach applies for all members and is adjusted accordingly for those not eligible for premium-free Medicare Part A for the PERA benefit structure.

Age-Related Morbidity Assumptions

Participant Age	Annual Increase (Male)	Annual Increase (Female)
65-69	3.0%	1.5%
70	2.9%	1.6%
71	1.6%	1.4%
72	1.4%	1.5%
73	1.5%	1.6%
74	1.5%	1.5%
75	1.5%	1.4%
76	1.5%	1.5%
77	1.5%	1.5%
78	1.5%	1.6%
79	1.5%	1.5%
80	1.4%	1.5%
81 and older	0.0%	0.0%

Sample Age	MAPD PPO #1 with Medicare Part A		MAPD PPO #2 with Medicare Part A		MAPD HMO (Kaiser) with Medicare Part A	
	Retiree/Spouse		Retiree/Spouse		Retiree/Spouse	
	Male	Female	Male	Female	Male	Female
65	\$1,704	\$1,450	\$583	\$496	\$1,923	\$1,634
70	\$1,976	\$1,561	\$676	\$534	\$2,229	\$1,761
75	\$2,128	\$1,681	\$728	\$575	\$2,401	\$1,896

Sample Age	MAPD PPO #1 without Medicare Part A		MAPD PPO #2 without Medicare Part A		MAPD HMO (Kaiser) without Medicare Part A	
	Retiree/Spouse		Retiree/Spouse		Retiree/Spouse	
	Male	Female	Male	Female	Male	Female
65	\$6,514	\$5,542	\$4,227	\$3,596	\$6,752	\$5,739
70	\$7,553	\$5,966	\$4,901	\$3,872	\$7,826	\$6,185
75	\$8,134	\$6,425	\$5,278	\$4,169	\$8,433	\$6,657

The 2022 Medicare Part A premium is \$499 (actual dollars) per month.

WOODLAND PARK SCHOOL DISTRICT NUMBER RE-2
NOTES TO FINANCIAL STATEMENTS
JUNE 30, 2023

**NOTE 9 – DEFINED BENEFIT OTHER POST EMPLOYMENT BENEFIT (OPEB) PLAN
(CONTINUED)**

All costs are subject to the health care cost trend rates, as discussed below.

Health care cost trend rates reflect the change in per capita health costs over time due to factors such as medical inflation, utilization, plan design, and technology improvements. For the PERA benefit structure, health care cost trend rates are needed to project the future costs associated with providing benefits to those PERACare enrollees not eligible for premium-free Medicare Part A.

Health care cost trend rates for the PERA benefit structure are based on published annual health care inflation surveys in conjunction with actual plan experience (if credible), building block models and industry methods developed by health plan actuaries and administrators. In addition, projected trends for the Federal Hospital Insurance Trust Fund (Medicare Part A premiums) provided by the Centers for Medicare & Medicaid Services are referenced in the development of these rates. Effective December 31, 2021, the health care cost trend rates for Medicare Part A premiums were revised to reflect the current expectation of future increases in rates of inflation applicable to Medicare Part A premiums.

The PERA benefit structure health care cost trend rates that were used to measure the TOL are summarized in the table below:

Year	PERACare Medicare Plans	Medicare Part A Premiums
2022	6.50%	3.75%
2023	6.25%	4.00%
2024	6.00%	4.00%
2025	5.75%	4.00%
2026	5.50%	4.25%
2027	5.25%	4.25%
2028	5.00%	4.25%
2029	4.75%	4.50%
2030+	4.50%	4.50%

Mortality assumptions used in the December 31, 2021, valuation for the determination of the total pension liability for each of the Division Trust Funds as shown below, reflect generational mortality and were applied, as applicable, in the determination of the TOL for the HCTF, but developed using a headcount-weighted basis. Affiliated employers of the State, School, Local Government and Judicial Divisions participate in the HCTF.

Pre-retirement mortality assumptions for the School Division were based upon the PubT-2010 Employee Table with generational projection using scale MP-2019.

WOODLAND PARK SCHOOL DISTRICT NUMBER RE-2
NOTES TO FINANCIAL STATEMENTS
JUNE 30, 2023

**NOTE 9 – DEFINED BENEFIT OTHER POST EMPLOYMENT BENEFIT (OPEB) PLAN
(CONTINUED)**

Post-retirement non-disabled mortality assumptions for the School Division were based upon the PubT-2010 Healthy Retiree Table, adjusted as follows:

- Males: 112% of the rates prior to age 80 and 94% of the rates for ages 80 and older, with generational projection using scale MP-2019.
- Females: 83% of the rates prior to age 80 and 106% of the rates for ages 80 and older, with generational projection using scale MP-2019.

Post-retirement non-disabled beneficiary mortality assumptions were based upon the Pub-2010 Contingent Survivor Table, adjusted as follows:

- Males: 97% of the rates for all ages, with generational projection using scale MP-2019.
- Females: 105% of the rates for all ages, with generational projection using scale MP-2019.

Disabled mortality assumptions for members other than State Troopers were based upon the PubNS-2010 Disabled Retiree Table using 99% of the rates for all ages with generational projection using scale MP-2019.

The following health care costs assumptions were updated and used in the roll-forward calculation for the HCTF:

- Per capita health care costs in effect as of the December 31, 2021, valuation date for those PERACare enrollees under the PERA benefit structure who are expected to be age 65 and older and are not eligible for premium-free Medicare Part A benefits have been updated to reflect costs for the 2022 plan year.
- The December 31, 2021, valuation utilizes premium information as of January 1, 2022, as the initial per capita health care cost. As of that date, PERACare health benefits administration is performed by UnitedHealthcare. In that transition, the costs for the Medicare Advantage Option #2 decreased to a level that is lower than the maximum possible service-related subsidy as described in the plan provisions.
- The health care cost trend rates applicable to health care premiums were revised to reflect the then current expectation of future increases in those premiums. Medicare Part A premiums continued with the prior valuation trend pattern.

Actuarial assumptions pertaining to per capita health care costs and their related trend rates are analyzed and updated annually by PERA Board's actuary, as discussed above.

Effective for the December 31, 2022, measurement date, the timing of the retirement decrement was adjusted to middle-of-year within the valuation programming used to determine the TOL, reflecting a recommendation from the 2022 actuarial audit report, dated October 13, 2022, summarizing the results of the actuarial audit performed on the December 31, 2021, actuarial valuation.

WOODLAND PARK SCHOOL DISTRICT NUMBER RE-2
NOTES TO FINANCIAL STATEMENTS
JUNE 30, 2023

**NOTE 9 – DEFINED BENEFIT OTHER POST EMPLOYMENT BENEFIT (OPEB) PLAN
(CONTINUED)**

The actuarial assumptions used in the December 31, 2021, valuation were based on the results of the 2020 experience analysis for the period January 1, 2016, through December 31, 2019, and were reviewed and adopted by the PERA Board at their November 20, 2020, meeting.

The long-term expected return on plan assets is reviewed as part of regular experience studies prepared at least every five years for PERA. The most recent analyses were outlined in the Experience Study report dated October 28, 2020.

Several factors are considered in evaluating the long-term rate of return assumption, including long-term historical data, estimates inherent in current market data, and a log-normal distribution analysis in which best-estimate ranges of expected future real rates of return (expected return, net of investment expense and inflation) were developed for each major asset class. These ranges were combined to produce the long-term expected rate of return by weighting the expected future real rates of return by the target asset allocation percentages and then adding expected inflation.

As of the most recent reaffirmation of the long-term rate of return, the target asset allocation and best estimates of geometric real rates of return for each major asset class are summarized in the table as follows:

Asset Class	Target Allocation	30 Year Expected Geometric Real Rate of Return
Global Equity	54.00%	5.60%
Fixed Income	23.00%	1.30%
Private Equity	8.50%	7.10%
Real Estate	8.50%	4.40%
Alternatives	6.00%	4.70%
Total	100.00%	

Note: In setting the long-term expected rate of return, projections employed to model future returns provide a range of expected long-term returns that, including expected inflation, ultimately support a long-term expected nominal rate of return assumption of 7.25%.

Sensitivity of the Woodland Park School District Number RE-2 proportionate share of the net OPEB liability to changes in the Health Care Cost Trend Rates. The following presents the net OPEB liability using the current health care cost trend rates applicable to the PERA benefit structure, as well as if it were calculated using health care cost trend rates that are one percentage point lower or one percentage point higher than the current rates:

	1% Decrease in Trend Rates	Current Trend Rates	1% Increase in Trend Rates
Initial PERACare Medicare trend rate ¹	5.25%	6.25%	7.25%
Ultimate PERACare Medicare trend rate	3.50%	4.50%	5.50%
Initial Medicare Part A trend rate	3.00%	4.00%	5.00%
Ultimate Medicare Part A trend rate	3.50%	4.50%	5.50%
Net OPEB Liability	\$ 1,123,035	\$ 1,155,748	\$ 1,191,343

¹For the January 1, 2023, plan year.

**WOODLAND PARK SCHOOL DISTRICT NUMBER RE-2
NOTES TO FINANCIAL STATEMENTS
JUNE 30, 2023**

**NOTE 9 – DEFINED BENEFIT OTHER POST EMPLOYMENT BENEFIT (OPEB) PLAN
(CONTINUED)**

Discount rate. The discount rate used to measure the TOL was 7.25%. The projection of cash flows used to determine the discount rate applied the actuarial cost method and assumptions shown above. In addition, the following methods and assumptions were used in the projection of cash flows:

- Updated health care cost trend rates for Medicare Part A premiums as of the December 31, 2022, measurement date.
- Total covered payroll for the initial projection year consists of the covered payroll of the active membership present on the valuation date and the covered payroll of future plan members assumed to be hired during the year. In subsequent projection years, total covered payroll was assumed to increase annually at a rate of 3.00%.
- Employer contributions were assumed to be made at rates equal to the fixed statutory rates specified in law and effective as of the measurement date.
- Employer contributions and the amount of total service costs for future plan members were based upon a process to estimate future actuarially determined contributions assuming an analogous future plan member growth rate.
- Estimated transfers of dollars into the HCTF representing a portion of purchase service agreements intended to cover the costs associated with OPEB benefits.
- Benefit payments and contributions were assumed to be made at the middle of the year.

Based on the above assumptions and methods, the HCTF’s FNP was projected to be available to make all projected future benefit payments of current members. Therefore, the long-term expected rate of return of 7.25% on OPEB plan investments was applied to all periods of projected benefit payments to determine the TOL. The discount rate determination does not use the municipal bond index rate, and therefore, the discount rate is 7.25%. There was no change in the discount rate from the prior measurement date.

Sensitivity of the Woodland Park School District Number RE-2 proportionate share of the net OPEB liability to changes in the discount rate. The following presents the proportionate share of the net OPEB liability calculated using the discount rate of 7.25%, as well as what the proportionate share of the net OPEB liability would be if it were calculated using a discount rate that is one-percentage-point lower (6.25%) or one-percentage-point higher (8.25%) than the current rate:

	1% Decrease (6.25%)	Current Discount Rate (7.25%)	1% Increase (8.25%)
Proportionate share of the net OPEB liability	\$ 1,339,854	\$ 1,155,748	\$ 998,278

OPEB plan fiduciary net position. Detailed information about the HCTF’s FNP is available in PERA’s ACFR which can be obtained at www.copera.org/investments/pera-financial-reports.

WOODLAND PARK SCHOOL DISTRICT NUMBER RE-2
NOTES TO FINANCIAL STATEMENTS
JUNE 30, 2023

NOTE 10 - RISK MANAGEMENT

The District is exposed to various risks of loss related to torts, thefts of, damage to, or destruction of assets; errors or omissions; injuries to employees, and natural disasters. The District accounts for and finances its risk activities in the General Fund. The District purchases commercial insurance for property, liability and worker's compensation risks of loss. Settlements have not exceeded premiums for each of the past three fiscal years.

NOTE 11 – JOINTLY GOVERNED ORGANIZATION

Ute Pass Board of Cooperative Educational Services

The District in conjunction with other surrounding districts created the Ute Pass Board of Cooperative Educational Services (BOCES). The BOCES is an organization that provides member districts educational services at a shared lower cost per district. The District does not have an ongoing financial interest in or responsibility for the BOCES. Financial statements for the BOCES can be obtained from their office at 405 El Monte Place, Manitou Springs, Colorado 80829.

NOTE 12 – COMMITMENTS AND CONTINGENCIES

Grants

The District has received federal and state grants for specific purposes that are subject to review and audit by the grantor agencies. Such audits could lead to a request for reimbursement to grantor agencies for expenditures disallowed under terms of the grant. However, in the opinion of the District, any such adjustments will not have a material adverse effect on the financial position of the District.

Legal

The District is involved in pending or threatened lawsuits and claims. The District estimates that potential claims not covered by insurance or accrued for, resulting from such litigation, would not materially affect the financial statements of the District.

NOTE 13 - TAX, SPENDING, AND DEBT LIMITATIONS

Colorado voters passed an amendment to the State Constitution, Article X, Section 20, which has several limitations including revenue raising, spending abilities and other specific requirements of state and local governments, including school districts.

The amendment requires emergency reserves be established. These reserves must be at least 3% of fiscal year spending. The District is not allowed to use the emergency reserves to compensate for economic conditions, revenue shortfalls or salary and benefit increases. At June 30, 2023 there is a \$790,000 reservation of fund balance in the General Fund for the amendment.

WOODLAND PARK SCHOOL DISTRICT NUMBER RE-2
NOTES TO FINANCIAL STATEMENTS
JUNE 30, 2023

NOTE 13 - TAX, SPENDING, AND DEBT LIMITATIONS (CONTINUED)

Fiscal year spending and revenue limits are determined based on the prior years' spending adjusted for inflation and local growth. Revenue in excess of the limit must be refunded unless the voters approve retention of such revenue.

The amendment requires, with certain exceptions, voter approval prior to imposing new taxes, increasing tax rate, increasing a mill levy above that for the prior year, extending an expiring tax, or implementing a tax policy change directly causing a net tax revenue gain to any local government.

On November 3, 1998, voters of the District elected out of compliance with the Tabor Amendment with passage of the following election question:

Shall the Woodland Park School District RE-2 be authorized and permitted to retain, appropriate, and utilize, by retention for reserve, carryover, fund balance, or expenditure, the full proceeds and revenues received from every source whatever, without limitation, in 1998 and all subsequent years, notwithstanding any limitation of Article X, Section 20 of the Colorado Constitution, provided, however, that no local tax rate or property mill levy shall be increased at any time, nor shall any new tax be imposed, without the prior consent of the voters of the Woodland Park School District RE-2?

On April 5, 2016, voters of the City of Woodland Park passed the following election question:

Shall the City of Woodland Park, Colorado, taxes be increased by \$2.296 million in the first full fiscal year and by such amounts as may be generated annually thereafter by an additional sales tax at the rate of 1.09% commencing July 1, 2016, and continuing thereafter, to be used exclusively by Woodland Park School District RE-2 for educational purposes?

The passage of this question enabled the District to refinance its existing general obligation debt with the issuance of certificates of participation and reduced property taxes by 6.725 mills.

The amendment is complex and subject to judicial interpretation. The District believes it is in compliance with the requirements of the amendment. However, the District has made certain interpretations of the amendment's language in order to determine its compliance.

NOTE 14 – COLORADO SCHOOL DISTRICT/BOCES, ELECTRONIC DATA INTEGRITY CHECK FIGURES

The School Finance Act requires inclusion of the Colorado School District/BOCES, Electronic Financial Data Integrity Check Figures as a supplement schedule to the audited financial statements. The Report is based on a prescribed basis of accounting that demonstrates compliance with the financial policies and procedures of the Colorado Department of Education.

REQUIRED SUPPLEMENTARY INFORMATION

WOODLAND PARK SCHOOL DISTRICT NUMBER RE-2
SCHEDULE OF THE EMPLOYER'S PROPORTIONATE SHARE OF THE NET PENSION LIABILITY
JUNE 30, 2023

	2022	2021	2020	2019	2018	2017	2016	2015	2014	2013
District's proportion of the net pension liability (asset)	0.1863207477%	0.2201452348%	0.2604049683%	0.2339465591%	0.2372314330%	0.2643529622%	0.2614084077%	0.2628276915%	0.2735285320%	0.2863548648%
District's proportionate share of the net pension liability (asset)	\$ 33,928,011	\$ 25,619,107	\$ 39,367,979	\$ 34,951,108	\$ 42,006,698	\$ 85,482,353	\$ 77,831,392	\$ 40,197,640	\$ 37,072,304	\$ 36,524,486
State's proportionate share of the net pension liability (asset) associated with the School	9,886,963	2,936,903	-	4,433,104	5,743,833	-	-	-	-	-
Total	\$ 43,814,974	\$ 28,556,010	\$ 39,367,979	\$ 39,384,212	\$ 47,750,531	\$ 85,482,353	\$ 77,831,392	\$ 40,197,640	\$ 37,072,304	\$ 36,524,486
District's covered payroll	\$ 14,372,494	\$ 13,758,383	\$ 13,929,877	\$ 13,747,499	\$ 13,041,886	\$ 12,194,290	\$ 11,732,477	\$ 11,453,971	\$ 11,458,883	\$ 11,543,876
District's proportionate share of the net pension liability (asset) as a percentage of its covered payroll	236.06%	186.21%	282.62%	254.24%	322.09%	701.00%	663.38%	350.95%	323.52%	316.40%
Plan fiduciary net position as a percentage of the total pension liability	61.8%	74.9%	67.0%	64.5%	57.0%	44.0%	43.1%	59.2%	62.8%	64.1%

* The amounts presented for each year were determined as of 12/31.

See the accompanying independent auditors' report.

WOODLAND PARK SCHOOL DISTRICT NUMBER RE-2
SCHEDULE OF THE EMPLOYER'S PAYROLL CONTRIBUTIONS - PENSION
JUNE 30, 2023

	2023	2022	2021	2020	2019	2018	2017	2016	2015	2014
Contractually required contribution	\$ 3,081,448	\$ 2,753,338	\$ 2,737,211	\$ 2,714,172	\$ 2,567,433	\$ 2,368,456	\$ 2,209,755	\$ 2,037,969	\$ 1,886,081	\$ 1,727,460
Contributions in relation to the contractually required contribution	(3,081,448)	(2,753,338)	(2,737,211)	(2,714,172)	(2,567,433)	(2,368,456)	(2,209,755)	(2,037,969)	(1,886,081)	(1,727,460)
Contribution deficiency (excess)	\$ -	\$ -	\$ -	\$ -	\$ -	\$ -	\$ -	\$ -	\$ -	\$ -
District's covered payroll	\$ 15,119,963	\$ 13,849,790	\$ 13,768,667	\$ 14,005,002	\$ 13,420,976	\$ 12,544,789	\$ 12,022,604	\$ 11,494,468	\$ 11,173,463	\$ 10,810,136
Contributions as a percentage of covered payroll	20.38%	19.88%	19.88%	19.38%	19.13%	18.88%	18.38%	17.73%	16.88%	15.98%

* The amounts presented for each fiscal year were determined as of 6/30.

See the accompanying independent auditors' report.

WOODLAND PARK SCHOOL DISTRICT NUMBER RE-2
SCHEDULE OF THE EMPLOYER'S PROPORTIONATE SHARE
OF THE NET OPEB LIABILITY
JUNE 30, 2023

	2022	2021	2020	2019	2018	2017	2016
District's proportion of the net OPEB liability (asset)	0.1415526825%	0.1437381589%	0.1506346130%	0.1528929755%	0.1541919701%	0.1501339357%	0.1485915540%
District's proportionate share of the net OPEB liability (asset)	\$ 1,155,748	\$ 1,239,461	\$ 1,431,368	\$ 1,718,514	\$ 2,097,847	\$ 1,951,141	\$ 1,926,540
District's covered payroll	\$ 14,372,494	\$ 13,758,383	\$ 13,929,877	\$ 13,747,499	\$ 13,041,886	\$ 12,194,290	\$ 11,732,477
District's proportionate share of the net OPEB liability (asset) as a percentage of its covered payroll	8.04%	9.01%	10.28%	12.50%	16.09%	16.00%	16.42%
Plan fiduciary net position as a percentage of the total OPEB liability	38.6%	39.4%	32.8%	24.5%	17.0%	17.5%	16.7%

* The amounts presented for each year were determined as of 12/31.

* Complete 10-year information to be presented in future years as it becomes available.

See the accompanying independent auditors' report.

WOODLAND PARK SCHOOL DISTRICT NUMBER RE-2
SCHEDULE OF THE EMPLOYER'S PAYROLL CONTRIBUTIONS - OPEB
JUNE 30, 2023

	2023	2022	2021	2020	2019	2018	2017
Contractually required contribution	\$ 154,182	\$ 141,268	\$ 140,413	\$ 142,853	\$ 137,043	\$ 127,853	\$ 122,555
Contributions in relation to the contractually required contribution	(154,182)	(141,268)	(140,413)	(142,853)	(137,043)	(127,853)	(122,555)
Contribution deficiency (excess)	\$ -	\$ -	\$ -	\$ -	\$ -	\$ -	\$ -
District's covered payroll	\$ 15,119,963	\$ 13,849,790	\$ 13,768,667	\$ 14,005,002	\$ 13,420,976	\$ 12,544,789	\$ 12,022,604
Contributions as a percentage of covered payroll	1.02%	1.02%	1.02%	1.02%	1.02%	1.02%	1.02%

* The amounts presented for each fiscal year were determined as of 6/30.

* Complete 10-year information to be presented in future years as it becomes available.

See the accompanying independent auditors' report.

**WOODLAND PARK SCHOOL DISTRICT NUMBER RE-2
BUDGETARY COMPARISON SCHEDULE
GENERAL FUND
FOR THE YEAR ENDED JUNE 30, 2023**

	<u>Budgeted Amounts</u>		<u>Actual</u>	<u>Variance with Final Budget</u>
	<u>Original</u>	<u>Final</u>		
REVENUES				
Property taxes	\$ 9,330,547	\$ 9,152,253	8,960,444	\$ (191,809)
Specific ownership taxes	698,489	673,520	993,139	319,619
Sales Tax	2,940,163	3,270,788	2,373,170	(897,618)
State sources	9,690,960	9,861,878	10,725,443	863,565
Federal sources	707,016	634,511	619,079	(15,432)
Investment earnings	5,000	135,000	224,242	89,242
Other local revenue	1,172,263	1,229,471	941,603	(287,868)
Total revenues	<u>24,544,438</u>	<u>24,957,421</u>	<u>24,837,120</u>	<u>(120,301)</u>
EXPENDITURES				
Instruction	14,102,708	14,435,750	14,168,161	267,589
Supporting services				
Student support	1,263,578	1,262,678	1,052,090	210,588
Instructional staff	1,500,065	1,335,449	1,281,615	53,834
General administration	1,168,024	1,420,113	1,460,717	(40,604)
School administration	1,759,303	1,794,933	1,818,910	(23,977)
Business services	472,850	472,850	481,896	(9,046)
Operations and maintenance	2,477,529	2,490,529	2,637,248	(146,719)
Student transportation	1,203,294	1,202,419	1,069,007	133,412
Central support service	1,021,998	1,231,636	1,296,290	(64,654)
Other support services	31,076	31,076	36,461	(5,385)
Community service	3,000	3,000	12,550	(9,550)
Capital outlay	28,842	98,973	54,359	44,614
Debt service	871,570	871,570	870,795	775
Contingency reserves	7,562,884	8,004,942	-	8,004,942
Total expenditures	<u>33,466,721</u>	<u>34,655,918</u>	<u>26,240,099</u>	<u>8,415,819</u>
Excess (deficiency) of revenues over expenditures	(8,922,283)	(9,698,497)	(1,402,979)	8,295,518
OTHER FINANCING SOURCES (USES)				
Transfers in (out)	<u>(2,000,000)</u>	<u>(2,000,000)</u>	<u>(2,000,000)</u>	<u>-</u>
Net change in fund balances	(10,922,283)	(11,698,497)	(3,402,979)	8,295,518
Fund balance - beginning	<u>10,922,283</u>	<u>11,698,497</u>	<u>11,698,497</u>	<u>-</u>
Fund balance - ending	<u>\$ -</u>	<u>\$ -</u>	<u>\$ 8,295,518</u>	<u>\$ 8,295,518</u>

See the accompanying independent auditors' report.

**WOODLAND PARK SCHOOL DISTRICT NUMBER RE-2
BUDGETARY COMPARISON SCHEDULE
GOVERNMENTAL DESIGNATED-PURPOSE GRANTS FUND
FOR THE YEAR ENDED JUNE 30, 2023**

	<u>Budgeted Amounts</u>		<u>Actual</u>	<u>Variance with Final Budget</u>
	<u>Original</u>	<u>Final</u>		
REVENUES				
Local sources	\$ 157,674	\$ 246,930	\$ 130,574	\$ (116,356)
State sources	1,756,226	1,704,976	1,538,570	(166,406)
Federal sources	2,350,773	2,384,338	1,719,928	(664,410)
Total revenues	<u>4,264,673</u>	<u>4,336,244</u>	<u>3,389,072</u>	<u>(947,172)</u>
EXPENDITURES				
Instruction	\$ 1,936,256	\$ 2,201,634	1,461,063	740,571
Supporting services				
Student support	1,620,687	1,505,836	1,356,242	149,594
Instructional staff	332,902	285,656	288,759	(3,103)
General administration	10,000	720	720	-
School administration	-	7,500	7,500	-
Business services	50,195	39,767	38,416	1,351
Operations and maintenance	156,120	58,645	74,555	(15,910)
Student transportation	1,000	1,000	-	1,000
Central support service	106,202	106,506	104,471	2,035
Other support services	-	147	-	147
Community services	51,311	73,833	57,346	16,487
Capital Outlay	-	55,000	-	55,000
Total expenditures	<u>4,264,673</u>	<u>4,336,244</u>	<u>3,389,072</u>	<u>947,172</u>
Net change in fund balances	-	-	-	-
Fund balances - beginning	<u>-</u>	<u>-</u>	<u>-</u>	<u>-</u>
Fund balances - ending	<u>\$ -</u>	<u>\$ -</u>	<u>\$ -</u>	<u>\$ -</u>

See the accompanying independent auditor's report.

**COMBINING AND INDIVIDUAL FUND
STATEMENTS AND SCHEDULES**

NON-MAJOR GOVERNMENTAL FUNDS

Special Revenue Funds

Special Revenue Funds are used to account for specific revenues that are legally restricted to expenditures for specified purposes. The District has the following Special Revenue Funds:

Food Service Fund

This fund accounts for all financial activities associated with the District's school lunch program.

Pupil Activity Fund

This fund is used to record and monitor financial transactions related to school sponsored pupil intra and interscholastic athletics and other student activities.

Transportation Fund

The Transportation Fund is authorized by Colorado state law to account for revenues from a tax levied or fee imposed for the purpose of paying excess transportation costs.

Capital Projects Fund

The Capital Projects Fund is used to account for significant capital expenditures of the District.

**WOODLAND PARK SCHOOL DISTRICT NUMBER RE-2
COMBINING BALANCE SHEET
NONMAJOR GOVERNMENTAL FUNDS
JUNE 30, 2023**

<u>Special Revenue Funds</u>					
	<u>Food Service Fund</u>	<u>Pupil Activity Fund</u>	<u>Transportation Fund</u>	<u>Capital Projects Fund</u>	<u>Total Nonmajor Governmental Funds</u>
ASSETS					
Cash and cash equivalents	\$ 245,491	\$ 778,281	\$ 73,414	\$ -	\$ 1,097,186
Intergovernmental receivables	43,458	-	-	-	43,458
Other receivables	20,860	-	9,248	-	30,108
Due from other funds	-	-	-	772,144	772,144
Inventories	28,987	-	-	-	28,987
Total assets	<u>\$ 338,796</u>	<u>\$ 778,281</u>	<u>\$ 82,662</u>	<u>\$ 772,144</u>	<u>\$ 1,971,883</u>
LIABILITIES					
Accounts payable	\$ 9,322	\$ -	\$ -	\$ 2,629	\$ 11,951
Due to other funds	-	168,767	-	-	168,767
Unearned revenue	18,624	-	-	-	18,624
Total liabilities	<u>27,946</u>	<u>168,767</u>	<u>-</u>	<u>2,629</u>	<u>199,342</u>
FUND BALANCES					
Nonspendable:					
Inventory	28,987	-	-	-	28,987
Committed:					
Food Service	281,863	-	-	-	281,863
Transportation	-	-	82,662	-	82,662
Pupil Activities	-	609,514	-	-	609,514
Assigned:					
Capital projects	-	-	-	769,515	769,515
Total fund balances	<u>310,850</u>	<u>609,514</u>	<u>82,662</u>	<u>769,515</u>	<u>1,772,541</u>
Total liabilities and fund balances	<u>\$ 338,796</u>	<u>\$ 778,281</u>	<u>\$ 82,662</u>	<u>\$ 772,144</u>	<u>\$ 1,971,883</u>

See the accompanying independent auditors' report.

WOODLAND PARK SCHOOL DISTRICT NUMBER RE-2
COMBINING STATEMENT OF REVENUES, EXPENDITURES AND CHANGES
IN FUND BALANCES
NONMAJOR GOVERNMENTAL FUNDS
FOR THE YEAR ENDED JUNE 30, 2023

	<u>Special Revenue Funds</u>				Total Nonmajor Governmental Funds
	Food Service Fund	Pupil Activity Fund	Transportation Fund	Capital Projects Fund	
REVENUES					
Local sources	\$ 385,281	\$ 814,777	\$ 13,035	\$ -	\$ 1,213,093
State sources	11,674	-	241,164	-	252,838
Federal sources	417,935	-	-	-	417,935
Total revenues	<u>814,890</u>	<u>814,777</u>	<u>254,199</u>	<u>-</u>	<u>1,883,866</u>
EXPENDITURES					
Instruction	-	829,750	-	-	829,750
Supporting services	-	-	276,295	-	276,295
Food services	963,154	-	-	-	963,154
Facilities acquisition and construction	-	-	-	1,230,485	1,230,485
Total expenditures	<u>963,154</u>	<u>829,750</u>	<u>276,295</u>	<u>1,230,485</u>	<u>3,299,684</u>
Excess (deficiency) of revenues over expenditures	(148,264)	(14,973)	(22,096)	(1,230,485)	(1,415,818)
OTHER FINANCING SOURCES (USES)					
Transfers in (out)	-	-	-	2,000,000	2,000,000
Net change in fund balances	(148,264)	(14,973)	(22,096)	769,515	584,182
Fund balances - beginning	<u>459,114</u>	<u>624,487</u>	<u>104,758</u>	<u>-</u>	<u>1,188,359</u>
Fund balances - ending	<u>\$ 310,850</u>	<u>\$ 609,514</u>	<u>\$ 82,662</u>	<u>\$ 769,515</u>	<u>\$ 1,772,541</u>

See the accompanying independent auditors' report.

WOODLAND PARK SCHOOL DISTRICT NUMBER RE-2
SCHEDULE OF REVENUES, EXPENDITURES AND CHANGES IN FUND BALANCE
BUDGET AND ACTUAL
FOOD SERVICE FUND
FOR THE YEAR ENDED JUNE 30, 2023

	Final Budget	Actual	Variance with Final Budget
REVENUES			
Local sources	\$ 350,827	\$ 385,281	\$ 34,454
State sources	12,007	11,674	(333)
Federal sources	427,801	417,935	(9,866)
Total revenues	<u>790,635</u>	<u>814,890</u>	<u>24,255</u>
EXPENDITURES			
Salaries	411,381	336,653	74,728
Employee benefits	130,327	94,997	35,330
Purchased services	111,613	111,529	84
Supplies	413,633	312,547	101,086
Commodities	55,204	49,017	6,187
Equipment	73,604	58,411	15,193
Appropriated reserve	53,987	-	53,987
Total expenditures	<u>1,249,749</u>	<u>963,154</u>	<u>286,595</u>
Net change in fund balances	(459,114)	(148,264)	310,850
Fund balance - beginning	<u>459,114</u>	<u>459,114</u>	<u>-</u>
Fund balance - ending	<u>\$ -</u>	<u>\$ 310,850</u>	<u>\$ 310,850</u>

See the accompanying independent auditors' report.

WOODLAND PARK SCHOOL DISTRICT NUMBER RE-2
SCHEDULE OF REVENUES, EXPENDITURES AND CHANGES IN FUND BALANCE
BUDGET AND ACTUAL
PUPIL ACTIVITY FUND
FOR THE YEAR ENDED JUNE 30, 2023

	Final Budget	Actual	Variance with Final Budget
REVENUES			
Local sources	\$ 875,000	\$ 814,777	\$ (60,223)
Total revenues	875,000	814,777	(60,223)
EXPENDITURES			
Purchased services	80,000	168,809	(88,809)
Supplies	795,000	660,941	134,059
Total expenditures	875,000	829,750	45,250
Net change in fund balances	-	(14,973)	(14,973)
Fund balance - beginning	624,487	624,487	-
Fund balance - ending	\$ 624,487	\$ 609,514	\$ (14,973)

See the accompanying independent auditors' report.

WOODLAND PARK SCHOOL DISTRICT NUMBER RE-2
SCHEDULE OF REVENUES, EXPENDITURES AND CHANGES IN FUND BALANCE
BUDGET AND ACTUAL
TRANSPORTATION FUND
FOR THE YEAR ENDED JUNE 30, 2023

	Final Budget	Actual	Variance with Final Budget
REVENUES			
Local sources	\$ 20,000	\$ 13,035	\$ (6,965)
State sources	235,000	241,164	6,164
Total revenues	<u>255,000</u>	<u>254,199</u>	<u>(801)</u>
EXPENDITURES			
Supporting services	<u>359,758</u>	<u>276,295</u>	<u>83,463</u>
Total expenditures	<u>359,758</u>	<u>276,295</u>	<u>83,463</u>
Net change in fund balance	(104,758)	(22,096)	82,662
Fund balance - beginning	<u>104,758</u>	<u>104,758</u>	<u>-</u>
Fund balance - ending	<u><u>\$ -</u></u>	<u><u>\$ 82,662</u></u>	<u><u>\$ 82,662</u></u>

See the accompanying independent auditors' report.

WOODLAND PARK SCHOOL DISTRICT NUMBER RE-2
SCHEDULE OF REVENUES, EXPENDITURES AND CHANGES IN FUND BALANCE
BUDGET AND ACTUAL
CAPITAL PROJECTS FUND
FOR THE YEAR ENDED JUNE 30, 2023

	Final Budget	Actual	Variance with Final Budget
REVENUES			
Total revenues	\$ -	\$ -	\$ -
EXPENDITURES			
Facilities acquisition and construction	2,000,000	1,230,485	769,515
Total expenditures	2,000,000	1,230,485	769,515
Excess (deficiency) of revenues over expenditures	(2,000,000)	(1,230,485)	(769,515)
OTHER FINANCING SOURCES (USES)			
Transfers (out)	2,000,000	2,000,000	-
Net change in fund balance	-	769,515	(769,515)
Fund balance - beginning	-	-	-
Fund balance - ending	\$ -	\$ 769,515	\$ (769,515)

See the accompanying independent auditors' report.

COMPLIANCE SECTION

SINGLE AUDIT

**WOODLAND PARK SCHOOL DISTRICT NUMBER RE-2
SCHEDULE OF EXPENDITURES OF FEDERAL AWARDS
FOR THE YEAR ENDED JUNE 30, 2023**

Federal Grantor/Pass-Through Grantor/Program or Cluster Title	Assistance Listing Number	Additional Award Identification	Pass-Through Entity Identifying Number	Passed Through to Subrecipients	Total Federal Expenditures
U.S. Department of Agriculture					
<i>Child Nutrition Cluster</i>					
Passed Through Colorado Department of Education					
School Breakfast Program (SBP)	10.553		4553	\$ -	\$ 56,139
National School Lunch Program	10.555		4555, 6555		305,429
Passed Through Colorado Department of Human Services					
National School Lunch Program	10.555		4555		56,367
<i>Total Child Nutrition Cluster</i>					<u>417,935</u>
<i>Forest Service Schools and Roads Cluster</i>					
Passed Through Teller County, Colorado					
Schools and Roads - Grants to States	10.665		7665		50,284
<i>Total Forest Service Schools and Roads Cluster</i>					<u>50,284</u>
Passed Through Colorado Department of Education					
State Pandemic Electronic Benefit Transfer (P-EBT)					
Administrative Costs Grants	10.649	COVID-19	4649		1,281
Total U.S. Department of Agriculture					<u>469,500</u>
U.S. Department of Education					
Passed Through Colorado Department of Education					
Title I Grants to Local Educational Agencies	84.010		4010		330,531
English Language Acquisition Grants	84.365A		4365		4,151
Supporting Effective Instruction State Grant	84.367		4367		115,601
Education Stabilization Fund					
ESSER III	84.425U	COVID-19	4414		970,858
ESSER II	84.425D	COVID-19	4420		287,958
Passed through Colorado Community College System					
Vocational Education - Carl Perkins	84.048		4048		10,829
Total U.S. Department of Education				<u>-</u>	<u>1,719,928</u>
Total Federal Awards				<u>\$ -</u>	<u>\$ 2,189,428</u>

See the accompanying independent auditors' report.

**WOODLAND PARK SCHOOL DISTRICT NUMBER RE-2
NOTES TO THE SCHEDULE OF EXPENDITURES OF FEDERAL AWARDS
FOR THE YEAR ENDED JUNE 30, 2023**

NOTE 1 – BASIS OF PRESENTATION

The accompanying schedule of expenditures of federal awards (the "Schedule") includes the federal award activity of Woodland Park School District Number RE-2 under programs of the federal government for the year ended June 30, 2023. The information in this Schedule is presented in accordance with the requirements of Title 2 U.S. Code of Federal Regulations Part 200, *Uniform Administrative Requirements, Cost Principles, and Audit Requirements for Federal Awards* (Uniform Guidance). Because the Schedule presents only a selected portion of the operations of Woodland Park School District Number RE-2, it is not intended to and does not present the financial position, changes in net position, or cash flows of Woodland Park School District Number RE-2.

NOTE 2 – SUMMARY OF SIGNIFICANT ACCOUNTING POLICIES

Expenditures reported on the Schedule are reported on the modified-accrual basis of accounting. Such expenditures are recognized following the cost principles contained in Title 2 U.S. *Code of Federal Regulations* Part 200, *Uniform Administrative Requirements, Cost Principles, and Audit Requirements for Federal Awards*, wherein certain types of expenditures are not allowable or are limited as to reimbursement.

Negative amounts shown on the Schedule represent adjustments or credits made in the normal course of business to amounts reported as expenditures in prior years.

NOTE 3 – INDIRECT COST RATE

Woodland Park School District Number RE-2 has elected not to use the 10 percent de minimis indirect cost rate allowed under the Uniform Guidance.

NOTE 4 – NON-CASH ASSISTANCE

During the year end June 30, 2023, Woodland Park School District Number RE-2 received \$56,367 in non-cash assistance in the form of food commodities. Valuation of commodities is based on fair market value at the time of receipt.



INDEPENDENT AUDITOR'S REPORT ON INTERNAL CONTROL OVER FINANCIAL REPORTING AND ON COMPLIANCE AND OTHER MATTERS BASED ON AN AUDIT OF FINANCIAL STATEMENTS PERFORMED IN ACCORDANCE WITH *GOVERNMENT AUDITING STANDARDS*

To the Board of Education
Woodland Park School District Number RE-2

We have audited, in accordance with the auditing standards generally accepted in the United States of America and the standards applicable to financial audits contained in *Government Auditing Standards* issued by the Comptroller General of the United States, the financial statements of the governmental activities, the discretely presented component unit, each major fund, and the aggregate remaining fund information of Woodland Park School District Number RE-2, as of and for the year ended June 30, 2023, and the related notes to the financial statements, which collectively comprise Woodland Park School District Number RE-2's basic financial statements, and have issued our report thereon dated November 30, 2023.

Report on Internal Control over Financial Reporting

In planning and performing our audit of the financial statements, we considered Woodland Park School District Number RE-2's internal control over financial reporting (internal control) as a basis for designing audit procedures that are appropriate in the circumstances for the purpose of expressing our opinions on the financial statements, but not for the purpose of expressing an opinion on the effectiveness of Woodland Park School District Number RE-2's internal control. Accordingly, we do not express an opinion on the effectiveness of Woodland Park School District Number RE-2's internal control.

A deficiency in internal control exists when the design or operation of a control does not allow management or employees, in the normal course of performing their assigned functions, to prevent, or detect and correct, misstatements, on a timely basis. *A material weakness* is a deficiency, or a combination of deficiencies, in internal control, such that there is a reasonable possibility that a material misstatement of the entity's financial statements will not be prevented, or detected and corrected, on a timely basis. *A significant deficiency* is a deficiency, or a combination of deficiencies, in internal control that is less severe than a material weakness, yet important enough to merit attention by those charged with governance.

Our consideration of internal control was for the limited purpose described in the first paragraph of this section and was not designed to identify all deficiencies in internal control that might be material weaknesses or, significant deficiencies. Given these limitations, during our audit we did not identify any deficiencies in internal control that we consider to be material weaknesses. However, material weaknesses or significant deficiencies may exist that were not identified.

Report on Compliance and Other Matters

As part of obtaining reasonable assurance about whether Woodland Park School District Number RE-2's financial statements are free from material misstatement, we performed tests of its compliance with certain provisions of laws, regulations, contracts, and grant agreements, noncompliance with which could have a direct and material effect on the financial statements. However, providing an opinion on compliance with those provisions was not an objective of our audit, and accordingly, we do not express such an opinion. The results of our tests disclosed no instances of noncompliance or other matters that are required to be reported under *Government Auditing Standards*.

Purpose of This Report

The purpose of this report is solely to describe the scope of our testing of internal control and compliance and the results of that testing, and not to provide an opinion on the effectiveness of the entity's internal control or on compliance. This report is an integral part of an audit performed in accordance with *Government Auditing Standards* in considering the entity's internal control and compliance. Accordingly, this communication is not suitable for any other purpose.

Hoelting & Company Inc.

Colorado Springs, Colorado
November 30, 2023



INDEPENDENT AUDITOR’S REPORT ON COMPLIANCE FOR EACH MAJOR PROGRAM AND ON INTERNAL CONTROL OVER COMPLIANCE REQUIRED BY THE UNIFORM GUIDANCE

To the Board of Education
Woodland Park School District Number RE-2

Report on Compliance for Each Major Federal Program

Opinion on Each Major Federal Program

We have audited Woodland Park School District Number RE-2’s compliance with the types of compliance requirements identified as subject to audit in the OMB *Compliance Supplement* that could have a direct and material effect on each of Woodland Park School District Number RE-2’s major federal programs for the year ended June 30, 2023. Woodland Park School District Number RE-2’s major federal programs are identified in the summary of auditor’s results section of the accompanying schedule of findings and questioned costs.

In our opinion, Woodland Park School District Number RE-2 complied, in all material respects, with the types of compliance requirements referred to above that could have a direct and material effect on each of its major federal programs for the year ended June 30, 2023.

Basis for Opinion on Each Major Federal Program

We conducted our audit of compliance in accordance with auditing standards generally accepted in the United States of America; the standards applicable to financial audits contained in *Government Auditing Standards*, issued by the Comptroller General of the United States; and the audit requirements of Title 2 U.S. *Code of Federal Regulations* Part 200, *Uniform Administrative Requirements, Cost Principles, and Audit Requirements for Federal Awards* (Uniform Guidance). Our responsibilities under those standards and the Uniform Guidance are further described in the Auditor’s Responsibilities for the Audit of Compliance section of our report.

We are required to be independent of Woodland Park School District Number RE-2 and to meet our other ethical responsibilities, in accordance with relevant ethical requirements relating to our audit. We believe that the audit evidence we have obtained is sufficient and appropriate to provide a basis for our opinion on compliance for each major federal program. Our audit does not provide a legal determination of Woodland Park School District Number RE-2’s compliance with the compliance requirements referred to above.

Responsibilities of Management for Compliance

Management is responsible for compliance with the requirements referred to above and for the design, implementation, and maintenance of effective internal control over compliance with the requirements of laws, statutes, regulations, rules, and provisions of contracts or grant agreements applicable to Woodland Park School District Number RE-2’s federal programs.

Auditor's Responsibilities for the Audit of Compliance

Our objectives are to obtain reasonable assurance about whether material noncompliance with the compliance requirements referred to above occurred, whether due to fraud or error, and express an opinion on Woodland Park School District Number RE-2's compliance based on our audit. Reasonable assurance is a high level of assurance but is not absolute assurance and therefore is not a guarantee that an audit conducted in accordance with generally accepted auditing standards, *Government Auditing Standards*, and the Uniform Guidance will always detect material noncompliance when it exists. The risk of not detecting material noncompliance resulting from fraud is higher than for that resulting from error, as fraud may involve collusion, forgery, intentional omissions, misrepresentations, or the override of internal control. Noncompliance with the compliance requirements referred to above is considered material if there is a substantial likelihood that, individually or in the aggregate, it would influence the judgment made by a reasonable user of the report on compliance about Woodland Park School District Number RE-2's compliance with the requirements of each major federal program as a whole.

In performing an audit in accordance with generally accepted auditing standards, *Government Auditing Standards*, and the Uniform Guidance, we:

- Exercise professional judgment and maintain professional skepticism throughout the audit.
- Identify and assess the risks of material noncompliance, whether due to fraud or error, and design and perform audit procedures responsive to those risks. Such procedures include examining, on a test basis, evidence regarding Woodland Park School District Number RE-2's compliance with the compliance requirements referred to above and performing such other procedures as we considered necessary in the circumstances.
- Obtain an understanding of Woodland Park School District Number RE-2's internal control over compliance relevant to the audit in order to design audit procedures that are appropriate in the circumstances and to test and report on internal control over compliance in accordance with the Uniform Guidance, but not for the purpose of expressing an opinion on the effectiveness of Woodland Park School District Number RE-2's internal control over compliance. Accordingly, no such opinion is expressed.

We are required to communicate with those charged with governance regarding, among other matters, the planned scope and timing of the audit and any significant deficiencies and material weaknesses in internal control over compliance that we identified during the audit.

Report on Internal Control over Compliance

A deficiency in internal control over compliance exists when the design or operation of a control over compliance does not allow management or employees, in the normal course of performing their assigned functions, to prevent, or detect and correct, noncompliance with a type of compliance requirement of a federal program on a timely basis. A *material weakness in internal control over compliance* is a deficiency, or a combination of deficiencies, in internal control over compliance, such that there is a reasonable possibility that material noncompliance with a type of compliance requirement of a federal program will not be prevented, or detected and corrected, on a timely basis. A *significant deficiency in internal control over compliance* is a deficiency, or a combination of deficiencies, in internal control over compliance with a type of compliance requirement of a federal program that is less severe than a material weakness in internal control over compliance, yet important enough to merit attention by those charged with governance.

Our consideration of internal control over compliance was for the limited purpose described in the Auditor's Responsibilities for the Audit of Compliance section above and was not designed to identify all deficiencies in internal control over compliance that might be material weaknesses or significant deficiencies in internal control over compliance. Given these limitations, during our audit we did not identify any deficiencies in internal control over compliance that we consider to be material weaknesses, as defined above. However, material weaknesses or significant deficiencies in internal control over compliance may exist that were not identified.

Our audit was not designed for the purpose of expressing an opinion on the effectiveness of internal control over compliance. Accordingly, no such opinion is expressed.

The purpose of this report on internal control over compliance is solely to describe the scope of our testing of internal control over compliance and the results of that testing based on the requirements of the Uniform Guidance. Accordingly, this report is not suitable for any other purpose.

Hoelting & Company Inc.

Colorado Springs, Colorado
November 30, 2023

**WOODLAND PARK SCHOOL DISTRICT NUMBER RE-2
SCHEDULE OF FINDINGS AND QUESTIONED COSTS
FOR THE YEAR ENDED JUNE 30, 2023**

Section I—Summary of Auditors’ Results

Financial Statements

Type of auditors’ report issued: Unmodified

Internal control over financial reporting:

- Material weakness(es) identified? ___ yes x no
- Significant deficiency(ies) identified? ___ yes x none reported

Noncompliance material to financial statements noted? ___ yes x no

Federal Awards

Internal control over major programs?

- Material weakness(es) identified? ___ yes x no
- Significant deficiency(ies) identified? ___ yes x none reported

Type of auditors’ report issued on compliance for major programs: Unmodified

Any audit findings disclosed that are required to be reported in accordance with 2 CFR 200.516(a)? ___ yes x no

Identification of major programs:

<u>Assistance Listing Number(s)</u>	<u>Name of Federal Program or Cluster</u>
ALN 84.010	Title I Grants to Local Educational Agencies
ALN 84.425 D&U	Education Stabilization Fund

Dollar threshold used to distinguish between type A and type B programs? \$750,000

Auditee qualified as low-risk auditee? x yes ___ no

**WOODLAND PARK SCHOOL DISTRICT NUMBER RE-2
SCHEDULE OF FINDINGS AND QUESTIONED COSTS
FOR THE YEAR ENDED JUNE 30, 2023**

Section II—Financial Statement Findings

No findings reported.

Section III—Findings and Questioned Costs for Federal Awards

No findings reported.

**WOODLAND PARK SCHOOL DISTRICT NUMBER RE-2
SUMMARY SCHEDULE OF PRIOR AUDIT FINDINGS
FOR THE YEAR ENDED JUNE 30, 2023**

The Summary Schedule of Prior Audit Findings (the Summary) summarizes the status of the audit findings reported in the Woodland Park School District Number RE-2 Schedule of Findings and Questioned Costs for the year ended June 30, 2022. If the prior audit finding was fully addressed, the Summary indicates that the corrective action described in the prior audit report was taken or that corrective action is no longer needed. Otherwise, the Summary references the page number of the June 30, 2023 single audit report where a repeat recommendation, description of the planned corrective action, or reason for not implementing the recommendation is presented.

There were no prior year audit findings.

STATE COMPLIANCE



**INDEPENDENT AUDITORS' REPORT ON COLORADO SCHOOL
DISTRICT/BOCES AUDITOR'S INTEGRITY REPORT**

To the Board of Education
Woodland Park School District Number RE-2

We have audited the accompanying financial statements of the governmental activities, the discretely presented component unit, each major fund, and the aggregate remaining fund information of the Woodland Park School District Number RE-2, as of and for the year ended June 30, 2023 and the related notes to the financial statements, which collectively comprise the Woodland Park School District Number RE-2's basic financial statements as listed in the table of contents. Our report thereon, dated November 30, 2023, expressed an unmodified opinion on those financial statements.

Our audit was conducted for the purpose of forming opinions on the financial statements that collectively comprise the Woodland Park School District Number RE-2's basic financial statements. The accompanying *Colorado School District/BOCES, Auditor's Integrity Report* is presented for purposes of additional analysis and is not a required part of the basic financial statements. Such information is the responsibility of management and was derived from and relates directly to the underlying accounting and other records used to prepare the basic financial statements. The information has been subjected to the auditing procedures applied in the audit of the basic financial statements and certain additional procedures, including comparing and reconciling such information directly to the underlying accounting and other records used to prepare the basic financial statements or to the basic financial statements themselves, and other additional procedures in accordance with auditing standards generally accepted in the United States of America. In our opinion, the *Colorado School District/BOCES, Auditor's Integrity Report* is fairly stated, in all material respects, in relation to the basic financial statements as a whole.

Colorado Springs, Colorado
November 30, 2023



Colorado Department of Education
Auditors Integrity Report
 District: 3020 – Woodland Park Re-2
 Fiscal Year 2022-23
 Colorado School District/BOCES

Revenues, Expenditures, & Fund Balance by Fund

Fund Type & Number	Beg Fund Balance & Prior Per Adj (6880*)	+	1000 - 5999 Total Revenues & Other Sources	0001-0999 Total Expenditures & Other Uses	=	6700-6799 & Prior Per Adj (6880*) Ending Fund Balance
Governmental						
10 General Fund	11,529,780		22,392,891	25,641,064		8,281,608
18 Risk Mgmt Sub-Fund of General Fund	168,717		444,228	599,034		13,911
19 Colorado Preschool Program Fund	0		0	0		0
Sub-Total	11,698,497		22,837,120	26,240,098		8,295,518
11 Charter School Fund	301,602		4,358,859	4,232,226		428,234
20.26-29 Special Revenue Fund	0		0	0		0
06 Supplemental Cap Const, Tech, Main, Fund	0		0	0		0
07 Total Program Reserve Fund	0		0	0		0
21 Food Service Spec Revenue Fund	459,114		814,889	963,154		310,850
22 Govt Designated-Purpose Grants Fund	0		3,389,072	3,389,072		0
23 Pupil Activity Special Revenue Fund	624,487		814,777	829,750		609,514
25 Transportation Fund	104,758		254,200	276,296		82,662
31 Bond Redemption Fund	0		0	0		0
39 Certificate of Participation (COP) Debt Service Fund	0		0	0		0
41 Building Fund	0		0	0		0
42 Special Building Fund	0		0	0		0
43 Capital Reserve Capital Projects Fund	0		2,000,000	1,230,485		769,515
46 Supplemental Cap Const, Tech, Main Fund	0		0	0		0
Totals	13,188,458		34,465,916	37,161,081		10,496,293
Proprietary						
50 Other Enterprise Funds	0		0	0		0
64 (63) Risk-Related Activity Fund	0		0	0		0
60.65-69 Other Internal Service Funds	0		0	0		0
Totals	0		0	0		0
Fiduciary						
70 Other Trust and Agency Funds	0		0	0		0
72 Private Purpose Trust Fund	0		0	0		0
73 Agency Fund	0		0	0		0
74 Pupil Activity Agency Fund	0		0	0		0
79 GASB 34/Permanent Fund	0		0	0		0
85 Foundations	0		0	0		0
Totals	0		0	0		0

FINAL